

Vacuum Systems

MECHANICAL SAP RELEASERS

Sap is drawn into the releaser with vacuum. When the releaser is full, vacuum is taken off the vessel and the sap dumps into a tank placed below.

	Taps	Price
A Vertical Single Releaser	500	\$1,270.00
B Vertical Double Releaser	2,500	1,750.00
Horizontal Single Releaser	6,000	2,040.00
Horizontal Double Releaser	12,000	3,440.00
Electric Releaser Vertical 10" x 24"	2,500	\$855.00
Electric Releaser Vertical 10" x 36"	5,000	939.00

Other releasers available



AIRBLO VACUUM PUMP

This oil-cooled vacuum pump with oil flood system can achieve vacuums as high as a water-cooled pump (up to 20" hg) with no costly heated buildings or anti-freeze coolants. The flood system cools and reclaims up to 95% of the pump oil. The new 8 c.f.m. vacuum system for small to medium sized producers comes complete with starter and moisture trap (see photo C).

Electric Vacuum Pump with Flood

	CFM	Taps	Price
C ¼ h.p.	8	1,000	\$3,169.00
1.5 h.p.	17	1,500	4,685.00
D 3 h.p.	30	3,000	5,095.00
5 h.p.	60	5,000	6,229.00
7.5 h.p.	80	8,000	6,899.00
10 h.p.	100	10,000	8,083.00
Vacuum Control			160.00


Airblo Moisture Traps

A moisture trap protects your vacuum pump from a sap overflow and airborne moisture.

E 10 x 24 with 1½" inlet	\$335.00
15 x 30 with 2" inlet	510.00

Gas Powered Vacuum Pump with Flood

	CFM	Taps	Price
5.5 h.p.	8	1,000	\$3,852.00
5.5 h.p.	20	2,000	5,433.00
9 h.p.	30	3,000	5,886.00
13 h.p.	50	5,000	7,359.00
Vac Pump Flood Oil			86.00




VACUUM GAUGE

Useful in checking the vacuum on your tubing system.

Gauge measures (0-30" Hg.)

Vacuum gauge ----- \$13.80
Gauge with fitting----- 14.65



TUBING WASHER

Electric Tubing Washers

12 CFM, 4 GPM, 1,800 PSI, 5 HP	----- \$6,060.00
12 CFM, 6 GPM, 1,100 PSI, 5 HP	----- 6,060.00

Gas-Powered Tubing Washers

12 CFM, 4 GPM, 1,800 PSI, 11 HP	----- \$6,340.00
12 CFM, 6 GPM, 1,100 PSI, 11 HP	----- 6,340.00



Other sizes and options available upon request.



Sap & Vacuum Pumps

DIAPHRAGM PUMPS

The diaphragm pump is proving to be a very efficient and simple sap mover. It provides excellent vacuum on the suction side with plenty of pressure to lift and transport the sap for long distances to your tank or saphouse. The pump comes on a sturdy frame with your choice of a Honda 5.5 h.p. gas engine or TEFC electric motor. Call us for help on your specific application.


	G.P.M.	Approx. Taps	w/ Gas Engine	w/ Electric Motor	H.P.
2 diaphragm	19.0	-- 600	-- \$1,900.00	\$1,900.00	(¾ h.p.)
3 diaphragm	30.1	--1200	--- 2,413.00	2,413.00	(1 h.p.)

DIAPHRAGM PUMP HEAD ONLY


2 diaphragm pump head	-----	\$807.00
2 diaphragm pump head w/ GR	-----	1,343.00
3 diaphragm pump head	-----	1,211.00
3 diaphragm pump head w/ GR	-----	1,848.00
1" shaft and base kit	-----	200.00

DIAPHRAGM REPLACEMENT PARTS

Buna-N diaphragm (black)	-----	\$27.50
SAE 30 food grade oil	-----	quart / 7.25
		gallon / 25.00



3 Diaphragm Pump w/ Gas Engine



2 Diaphragm Pump w/ Electric Motor

HYDROVACS


This is a vacuum pump *plus* a transfer pump, both run by a single Honda engine with electric starter. It is designed for remote locations where pumping up to the sugarhouse is necessary. Place the pump in the lowest part of your bush and transfer from there to your sugarhouse or gathering station.

	Taps	Price
5.5 HP Hydrovac	----- 1,500	--- \$6,390.00
9 HP Hydrovac	----- 3,000	---- 6,900.00
13 HP Hydrovac	----- 5,000	---- 8,605.00
20 HP Hydrovac (302 pump)	----- 7,000	---- 10,185.00
20 HP Hydrovac (403 pump)	----- 10,000	---- 10,185.00




TRANSFER PUMPS

A. Tanaka TCP 210 ----- \$370.00
This 1 h.p., 2-cycle portable centrifugal pump is ideal for sap transfer. Price includes 1" port couplings, 10 ft. of suction hose, and strainer. Delivers 32 g.p.m. with a weight of just 11.2 lbs.



A.



B.

B. Honda WX10KIAT----- \$365.00
This pump features a reliable 1.5 h.p., 4-cycle Honda engine. At 40 g.p.m., 50 psi max. and 115 feet of total head, it will move a lot of sap at only 15 lbs. Couplings and 15 ft. of 1" suction hose included.

C. Honda WX15AX2----- \$510.00
This is a 2.5 h.p. easy starting Honda 4 stroke centrifugal pump capable of 72 g.p.m. Weighing in at 24 lbs. with a 1 1/2" port, this portable pump is very efficient. Meets EPA and CARB emissions standards.



C.

