
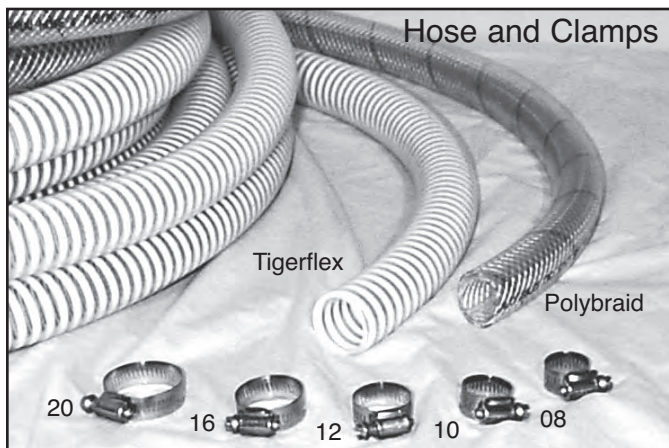


Hose and Couplers



QUICK COUPLERS

Cam lever couplings constructed of fiberglass reinforced nylon. Useful for pumps and main lines. Don't let other brands fool you. Our "Yellow" couplers are food grade for safe sap handling. Stainless fittings available for syrup handling.

Note: 1/2" and 3/4" interchange with each other.
1 1/4" and 1 1/2" interchange with each other.

PUMP HOSE

TIGERFLEX PVC

Suction and discharge hose constructed of clear PVC with cord reinforcement.

33-0100-T	1" ID	-----	-\$1.50 / ft.
33-0125-T	1 1/4" ID	-----	-2.00 / ft.
33-0150-T	1 1/2" ID	-----	-2.40 / ft.

POLYBRAID PVC

Clear hose reinforced with polyester cord.

33-0050-P	1/2" ID	-----	-\$0.75 / ft.
33-0075-P	3/4" ID	-----	-1.25 / ft.
33-0100-P	1" ID	-----	-1.80 / ft.
33-0125-P	1 1/4" ID	-----	-3.00 / ft.
33-0150-P	1 1/2" ID	-----	-3.60 / ft.

SAPSUCKER HOSE

Special Formula Neoprene hose for the "Sapsucker Pump."

33-0003	Sapsucker I hose	-----	-\$4.50 / ft.
33-0002	Sapsucker II hose	-----	-17.75 / ft.


HOSE CLAMPS

STAINLESS STEEL

	Each	Box/10
33-2008 1/2"	-----\$0.80	\$7.25
33-2010 3/4"	-----0.85	7.75
33-2012 1" (PVC)	-----0.90	8.25
33-2016 1" (Hose)	-----0.90	8.25
33-2020 1 1/4"	-----0.95	8.75
33-2024 1 1/2"	-----1.00	9.00

POLY VALVES

35-0075-P	3/4" IPS Full Port	--- \$5.25
35-0100-P	1" IPS Full Port	---- 7.80
35-0125-P	1 1/4" IPS Full Port	--- 9.95
35-0150-P	1 1/2" IPS Full Port	-- 12.95
35-0200-P	2" IPS Full Port	--- 21.95



FEMALE NPT ADAPTER

34-1075-A	3/4"	-----	-\$4.00	-----	-\$8.69
34-1100-A	1"	-----	4.00	-----	-10.40
34-1125-A	1 1/4"	-----	-5.00	-----	-Call
34-1150-A	1 1/2"	-----	-5.00	-----	-Call

HOSE SHANK COUPLER

34-2075-C	3/4"	-----	-\$9.50	-----	-\$14.61
34-2100-C	1"	-----	-11.00	-----	-19.23
34-2125-C	1 1/4"	-----	-12.00	-----	-Call
34-2150-C	1 1/2"	-----	-12.00	-----	-Call

FEMALE NPT COUPLER

34-3075-D	3/4"	-----	-\$9.50	-----	-\$16.80
34-3100-D	1"	-----	-11.00	-----	-20.39
34-3125-D	1 1/4"	-----	-12.00	-----	-Call
34-3150-D	1 1/2"	-----	-12.00	-----	-Call

HOSE SHANK ADAPTER

34-4075-E	3/4"	-----	-\$4.25	-----	-\$7.42
34-4100-E	1"	-----	-5.75	-----	-10.78
34-4125-E	1 1/4"	-----	-6.75	-----	-Call
34-4150-E	1 1/2"	-----	-6.75	-----	-Call

MALE NPT ADAPTER

34-5075-F	3/4"	-----	-\$4.25	-----	-\$8.50
34-5100-F	1"	-----	5.75	-----	-13.48
34-5125-F	1 1/4"	-----	-6.75	-----	-Call
34-5150-F	1 1/2"	-----	-6.75	-----	-Call

COUPLER END CAP

34-6075-CAP	3/4"	-----	-\$8.50	-----	-\$13.36
34-6100-CAP	1"	-----	-10.00	-----	-16.60
34-6150-CAP	1 1/2"	-----	-11.00	-----	-Call

ADAPTER PLUG

34-7075-PL	3/4"	-----	-\$4.00	-----	-\$4.64
34-7100-PL	1"	-----	-4.00	-----	-5.70
34-7150-PL	1 1/2"	-----	-5.00	-----	-Call

