


SUGAR BUSH SUPPLIES

MAPLE EQUIPMENT & SUPPLIES CATALOG



2024



SUGAR BUSH SUPPLIES
 2611 Okemos Rd
 Mason, MI 48854

ph:517-349-5185 | info@sbsmaple.com
 on-line : www.sugarbushsupplies.com

BUSINESS HOURS

IN-SEASON

January — March
 MON thru FRI
 8:00 am—5:00 pm
 SATURDAY
 8:00 am—3:00 pm

OFF-SEASON

April — December
 MON thru FRI
 9:00 am—5:00 pm
 SATURDAY
 Appointment only

Other times by chance or by appointment.
 Call for special hours on major holiday weekends.

SHIPPING

Our shipping charges are the same amount we pay to our shipping providers. We pass our exact costs on to you, plus a small packing charge to help cover our shipping materials. While that makes it harder for us to estimate your costs up front, we think it's the fairest method . . . for both you and us. We use FedEx ground and home delivery for most shipments, but often send smaller packages through the U.S. mail if it will save you money. If you have a preference, just let us know when ordering.

Extra Handling Charges:

\$1 for glass instruments (hydrometers)
 \$1 per case of glass bottles shipped

This catalog reflects pricing at time of publication. All prices are subject to change at any time.



I N D E X

EVAPORATORS | RO

HOBBY AND SMALL EVAPORATORS	2-4
EVAPORATOR PANS	5
WOOD FIRED ARCHES	6
GAS & OIL FIRED ARCHES	7
ARCH INSULATION AUTO DRAW-OFF	8
ARCH STACK ROOF JACKS	9
STEAM AWAY PREHEATERS HOODS	10
EVAPORATOR ACCESSORIES	11
REVERSE OSMOSIS	12-13

SAP COLLECTION | TUBING

TANKS SAP FILTERING	14
TRADITIONAL SAP COLLECTION	15
MAINLINE TUBING & FITTINGS	16-17, 22
BRANCHLINE TUBING & FITTINGS	18-20
TUBING TOOLS	21
REMOTE VACUUM MONITORING	23
VACUUM RELEASERS & PUMPS	23-24
HOSE QUICK COUPLERS POLY VALVES	25

FINISHING

SYRUP TESTING	26
SYRUP FINISHING	27
GRAVITY FILTERS SS PAILS	28
CANNING UNITS	29
FILTER PRESSES	30
WATER-JACKET CANNERS	31

PACKAGING

CONTAINERS—PLASTIC JUGS & TINS	32
CONTAINERS—GLASS BOTTLES	33-35
GLASS ACCESSORIES BULK CONTAINERS	36
SYRUP LABELS	37
MAPLE CREAM SUPPLIES GRADING	38
MAPLE SUGAR SUPPLIES	39-40

BOOKS | GIFTS

GIFT BOX SUPPLIES SIGNS	41
BOOKS COOKBOOKS	42-43
GIFTS APPAREL	45

2024 PRODUCTION LOG

44

SHOP



IN STORE



BY PHONE



BY MAIL



BY E-MAIL

Download our easy to complete order form at our website: www.sugabushsupplies.com

LEADER + H2O Innovations Better Together

By now it's old news, but since Leader Evaporator's acquisition by H2O Innovations in the summer of 2022, we can now offer you the full line of great products from both companies. We now have even more access to some of the finest maple equipment in the industry! We truly feel we can offer you the best of both companies—tradition, quality and innovation all wrapped up into one great new company!

We can't begin to put all the company's products into our own catalog. Nor can we stock them all! As always, we will do our best to stock popular and regularly requested items. But we can get you any of the items they offer. You just need to ask!

View a catalog with their full offerings online at us.h2oinnovation.net/int/en/
Or pick up a printed copy at our store.

PRICES \$ PRICES \$ PRICES

If you enjoy perusing your catalog all year long like most of our customers, you have likely seen the fine print "All Prices Subject to Change." That has sure been the case over the past few years. So much so that we decided to forgo our 2023 catalog because prices were fluctuating so wildly, we couldn't hit "Print!"

We've done our best to get pricing right, but very likely some will have changed before this even gets in your hands. We are more than happy to give you updated pricing any time—just email or give us a call and we will be sure you have the latest numbers! We appreciate your understanding through these particularly turbulent times.

Cover Credit:

Original oil painting by John Rodwan, Climax, MI

Saying Good-Bye to Old Friends

Last year, we made the difficult decision to stop production of the "red metal cap," manufactured exclusively for Sugar Bush Supplies for over 50 years! It became a much beloved cap in the maple world and developed a big following over the years—for good reason—it was a great looking, hard working cap!



Our decision to stop producing the red cap was easy from a business standpoint due to struggles with quality control, long production times, increased minimum production requirements and doubling costs. It was a bit harder to get our hearts to go along! Fortunately, the loss of the red cap tradition brings a new option that will deliver a better product to you, and your customers.

New Thread, New Cap

Without putting you through a full **Caps 101** course, be aware that all bottle necks are not the same! Bottles with a 28mm neck opening may have any one of 5 different threads—they all have the same size opening but the threads vary in number, distance apart and how many times they wrap around the neck. Here's all you need to know for the final exam—the **cap thread MUST MATCH the bottle thread**. Otherwise, you'll be frustrated and will not have a good long-term seal for your product.

Introducing the Plastic Tamper Evident (T/E) Cap

We now stock bottles and caps with a Tamper Evident (T/E) thread. We stock both black and gold plastic caps and both have a tear off ring that makes your filled bottle tamper evident—a plus for customers. Don't worry, we'll continue to carry replacement metal caps—in gold only. With these changes, you will have to be vigilant to avoid mixing caps and threads—meaning you can't use old caps on new bottles and vice versa! Fortunately, it's easy, if you pay attention:

Old style—**one thread**—metal cap.

New style—**two threads**—tamper-evident cap.

Be sure to talk to our staff about your cap needs and make your cap decision not on your favorite look, but on the correct thread fit for product safety.

Stock Plastic Jugs

Now starring—the SUGARHILL Jug!

We also recently switched our stock plastic jug to the Sugarhill Jug. After decades of offering the Bacon Jug—the original plastic jug designed for maple syrup—we've made the switch to the Sugarhill Jug. It is similar in shape—but with its signature pour spout—and has an easy to tighten tamper-evident cap. We are wrapping stock jugs with our exclusive "Sugarbush Sunset" wrap label, available in Michigan, Indiana, Ohio and All State designs.

We can also help you design a custom-wrapped label that "sells" your very own, unique sugaring operation.

Just ask us for details!

Because some sizes of the Sugarhill Jugs are packed in different quantities, the case sizes are larger. We are finding shipping costs rising ever higher for some sizes. Consider picking up if you are in our area!



Transitioning from Bacon Jugs to Sugarhill Jugs.

PAYMENT



CASH



CHECK



CREDIT CARD

VISA
Mastercard
Discover
AMEX

Payment Due on Invoice. Service Charge of 1% per month will be assessed on all past due accounts.

HOBBY EVAPORATORS

EVAPORATORS

LEADER HALF PINT HOBBY EVAPORATOR

Our starter evaporator will handle as few as 15 taps and as many as 90 taps depending on the options selected. Available in wood, gas, and oil fired, with options to add an extension with a second pan, and an upgrade to stainless steel sides, the Leader Half Pint is versatile enough to fit every hobby sugaring operation.
It's as easy as 1, 2, 3!

1. CHOOSE YOUR FIREBOX



WOOD-FIRED ARCH

The standard Half Pint firebox (arch) is manufactured with galvanized sides and a cast iron front panel (with firing and draft control doors) and is fully enclosed to keep smoke and ash out of your syrup and increase your fuel efficiency. Comes with easy to follow assembly and operating instructions.
 Can be shipped FedEx!

10-0001-A Galv Firebox \$ 760.00



HALF PINT BRICK KITS

Standard Galvanized Arch

Kit includes: \$ 332.20

- 32 Full Brick
- 63 Split Brick
- Rail Gasket 25'
- Hot Zone Refract Cement-20#

HALF PINT STACK KIT

The Half-Pint Stack Kit includes 3 lengths of 6" stack (total 9') and one adjustable elbow, which attaches to a collar on the back end of the firebox.

10-0001-ST	Galvanized Stack Kit	\$ 125.35
10-0001-ST-SS	Stainless Stack Kit	296.85

BTU BOOSTER

Increase turbulence in your fire box with this 120 volt blower. This blower introduced air will increase your firing temperature-and your evaporation rate!

10-0001-B BTU Booster \$ 420.00



ARCH EXTENSION

Add an arch extension kit to the standard wood-fired arch to double your capacity, or more! Your arch can be extended to 48" to fit a 2x4' Supreme pan, or 66" to accommodate two half-pint boiling pans—Traditional, Supreme or a combo. Choose the pans that fit your needs!

10-0001-A-E-48	Wood-Fired Arch Extension—48"	\$ 465.00
10-0001-A-E-66	Wood-Fired Arch Extension—66"	520.00

GAS/FUEL OIL HALF-PINT ARCH

Our half pint evaporators can be upgraded to propane, natural gas, or fuel oil. This upgrade will eliminate the need for split wood, decrease startup and shutdown time, and create a cleaner burn. Arch comes fully insulated and ready to operate with burner installed. Also available with Extension for a two pan unit.

10-0001-A-G33	Insulated Firebox w/ Gas Burner	\$ 2,700.00
10-0001-A-G48	48" Extended Firebox w/ Gas Burner	3,900.00
10-0001-A-G66	66" Extended Firebox w/ Gas Burner	3,900.00
10-8201-G	Carlin 201 Gas Burner, only	1,640.00
10-0001-A-O33	Insulated Firebox w/ Oil Burner	\$ 2,200.00
10-0001-A-O48	48" Extended Firebox w/ Oil Burner	3,100.00
10-0001-A-O66	66" Extended Firebox w/ Oil Burner	3,100.00
10-8099	Carlin 99FRD Oil Burner, only	880.00

2 ALL PRICES ARE SUBJECT TO CHANGE

WWW.SUGARBUSHSUPPLIES.COM

2. CHOOSE YOUR BOILING PAN

TRADITIONAL HALF PINT PAN

15-35 taps | Evaporation rate: 4-6 g.p.h.

This starter boiling pan (shown Page 2, top left) measures 24" x 33" and is divided into 3 sections for continuous flow operation, making your boiling process easier and more efficient! Manufactured of high quality, tig-welded stainless. Valves and thermometer not included in price.

10-0001-P Flat 3-Section Pan \$ 880.00

SUPREME HALF PINT PAN

25-60 taps | Evaporation rate: 7- 9 g.p.h.

The SUPREME Half Pint boiling pan has six micro flues down the middle section of the half pint pan to increase surface area and boiling capacity! This pan sits on the same standard half pint fire box as the traditional pan, but with increased evaporation rates.

Increase your boiling capacity by 50% with the Supreme Half Pint! Or combine this pan with your traditional pan on an extended arch to more than double your boiling capacity!

10-0001-S Supreme Pan \$ 1,410.00

HALF PINT VALVE KIT

10-0001-V Valve Kit \$ 50.90

Kit contains two 1/2" SS valves, two nipples, two draw-off elbows.



3. CHOOSE YOUR SAP FEED OPTION

HALF PINT RESERVOIR PAN

The optional Reservoir Pan measures 24" x 8" x 8" high and sits on top of your boiling pan to preheat and continuously feed sap through a manually controlled ball valve (included).

High quality tig-welded stainless.

Reservoir Pan
10-0001-R \$ 330.00



BOLT-ON REGULATING FLOAT SYSTEM

The Leader Bolt-On Float System is the perfect upgrade to feed sap to your pan while regulating it at a constant level. Increases efficiency and reduces the risk of burning! Overhead feed tank required.

Bolt-On Float
10-0001-FL \$ 395.00



DIAL THERMOMETER

42-0036 3" face, 6" stem \$ 60.95

Watch the boiling temperature of your syrup at a glance. The dial screws into a 1/4" MPT thread for a steam free reading.



SAPLING EVAPORATOR

This new introduction to the H2O/Leader line is perfect for the small backyard sugarmaker. The baffled 20" x 30" pan will boil 4-5 gallons per hour—just right for 5 to 30 taps. The add-on warming pan will preheat the sap and gives you precise control feeding sap into the larger boiling pan.

10-0004 Sapling Evaporator Barrel Stove and Pan \$ 1,450.00
10-0004-W Sapling Warming Pan 270.00

Want to get even more use out of your Sapling Evaporator? The Everything Grill Kit gives you useful and delicious fun the whole year long! Kit includes three grill grates, an Efficiency Baffle, a Damper, a Pizza Stone and a Grill Lid.

10-0004-G Everything Grill Kit \$ 550.00



LEADER SUPREME 2 x 4 EVAPORATOR

Step up to a Leader 2' x 4' Supreme Evaporator to increase boiling capacity at an entry level price! Like the Supreme Half Pint pans, this pan features 2 1/2" micro flues running the full length of the pan to increase surface area and efficiency. A reservoir feed pan is included for feeding sap to the boiling pan through a manual valve or you can up-grade to a Bolt-on Regulator. This pan can sit on a 48" extended Half-Pint Arch or on Leader's heavy duty wood-fired stainless steel arch (with full cast iron front) for a great look and maximum longevity!

2' x 4' SUPREME EVAPORATOR 40-90 taps | 12-14 g.p.h.
2 x 4 pan on Extended 48" Half Pint Arch w/ Reservoir Pan \$ 3,275.00
2 x 4 pan on Extended 48" Half Pint Arch w/ Bolt-on Float 3,340.00
2 x 4 pan on SS Wood-Fired Arch w/ Reservoir Pan 4,930.00
2 x 4 pan on SS Wood-Fired Arch w/ Bolt-on Float 4,995.00
10-0002-S Supreme 2' x 4' Boiling Pan Only \$ 1,600.00



517-349-5185

INFO@SBMAPLE.COM

3


SMALL EVAPORATORS

EVAPORATORS

LEADER VERMONT EVAPORATOR

This great 2' x 4' combo pan includes a syrup pan and flue pan in one, featuring a 36" flue section, ten 5½" raised flues and a clamp on cold sap regulating float. The flat two compartment syrup pan section has a second float to control the hot sap level and a 1" draw-off valve. The unit has a boiling rate of 22-25 gallons per hour making it a really efficient option for small producers with 100-200 taps. Tig welded stainless, this pan can be used on the Leader 2' x 4' stainless arch (shown) or on an extended half pint arch, with options for wood, gas or oil firing.

10-2404-V-C	Arch and Vermonter Pan	\$ 6,550.00
10-2404-V	2' x 4' Vermonter, Pan Only	3,550.00



LEADER WSE EVAPORATOR

This great entry level evaporator is economically priced for beginning sugarmakers. The WSE is Leader's smallest two pan evaporator.


The pans are tig-welded of bright annealed stainless steel. The WSE comes in a Raised Flue or Drop Flue option. Both feature a 2' x 4' flue pan, including Leader's automatic sap regulating system, and a 2' x 2' syrup pan with three continuous flow compartments. The Raised Flue version has an additional hot sap float to control the level of the sap in the front pan. Sap flow is reversed by rotating the front pan. An optional butterfly valve kit simplifies the reversal process.

2' x 6' WSE Drop Flue Evaporator with Wood-Fired Arch **\$ 7,900.00**

Designed for 100-200 taps, 20-25 g.p.h. boiling rate.

2' x 6' WSE Raised Flue Evaporator with Wood-Fired Arch **\$ 7,900.00**

Designed for 150-200 taps, 25-30 g.p.h. boiling rate.



LEADER PATRIOT EVAPORATOR

This small raised flue evaporator is great for the small producer—featuring 7½" raised flues, auto sap feed regulator and a 4-section flat syrup pan. Tig-welded of bright annealed stainless steel, it includes all fittings, floats and valves needed for an efficient operation. The arch has stainless sides and stack, plus heavy duty cast iron grates. Reverse sap flow by moving the hot sap float from side to side.

2' x 6' Patriot Evaporator with Std Wood-Fired Arch **\$9,985.00**

Designed for 120-250 taps, 30-35 g.p.h. boiling rate.

2' x 6' Arch | 2' x 4' Raised Flue | 2' x 2' Syrup Pan

2' x 8' Patriot Evaporator with Std Wood-Fired Arch **\$ 11,035.00**

Designed for 150-280 taps, 40-50 g.p.h. boiling rate.

2' x 8' Arch | 2' x 6' Raised Flue | 2' x 2' Syrup Pan

LEADER AMERICAN EVAPORATOR

The American is a continuous flow evaporator with 7½" drop flues and 4-section flat syrup pan. Like all Leader evapourators, the American is tig-welded of bright annealed stainless steel and includes fittings, connections, floats, draw-off valves, sap regulator and flue drain. Quick and easy reversal with the change of two plugs!

2' x 6' American Evaporator with Arch **\$ 9,550.00**

Designed for 100-240 taps, 25-30 g.p.h. boiling rate.

2' x 6' Arch | 2' x 3.5' Drop Flue | 2' x 2.5' Syrup pan

2' x 8' American Evaporator with Arch **\$ 10,610.00**

Designed for 140-275 taps, 35-40 g.p.h. boiling rate.

2' x 8' Arch | 2' x 5' Drop Flue | 2' x 3' Syrup pan



4 ALL PRICES ARE SUBJECT TO CHANGE

WWW.SUGARBUSHSUPPLIES.COM


CROSS-FLOW EVAPORATOR

H2O Innovation/Leader crossflow pans offer the most flexibility in cross-flow technology. The syrup pans feature U-shaped compartments for strength and flexibility, full-seam welded ends to limit unwanted mixing, and seamless draw-off boxes with bottom outlets for superior draining. Butterfly connection valves allow for full pan segregation with no need for plugs! Cross flow pans are available in either standard or reverse flow options in a full range of sizes.



THE LEADER REVOLUTION EVAPORATOR

The Revolution evaporator is a completely reversible evaporator with syrup draw-off on just one side of the evaporator. No more hassle switching sides and no costly down time to change pans. This pan is easily reversed by changing two valves. The syrup compartments are located near the back of the syrup pan where the heat is greater, allowing for more consistent, smaller batches of syrup. Drawing off from the same side every day allows for optimum use of space in your sugarhouse and eliminates duplication of costly thermometers and probes. All these great features can be added to any of our evaporator styles—drop, raised or MAX.




FREEDOM EVAPORATOR PANS

The newest offering from H2O/Leader is the Freedom set of pans, offering a fully reversible evaporator—all boxes, pipes, valves, brackets, and optional fully integrated CIP and bubblers! The optional Clean-in-Place (CIP) sprayer lets you get rid of nitre build up, with or without chemicals, and flush to an attached tank, allowing you to extend the longevity of boils and the life of your evaporator! This system can be added to any syrup pan. Optional bubblers (air injectors) improve agitation during the boiling and cleaning cycles.

MAX EVAPORATOR PANS

Leader MAX flue pans feature a full 11½" deep flue, offering 50% more surface area, translating to higher boiling rates (increase of 45-50%) and better fuel usage (increased fuel efficiency of 20-25%.) The MAX flue pan can be used on most existing arches with minor modifications to the flue drain pipe location and brick-ing. Due to the overwhelming difference in surface area, we recommend these pans for use with high efficiency wood-fired arches, such as our Inferno or Vortex arches, or a high-efficiency gas or oil-fired arch.




UNDERSTANDING SURFACE AREA AND EVAPORATOR TYPES

Evaporators vary in feed, reversal and draw off details, as well as surface area. Increased surface area relates directly to boiling efficiency—greater surface area allows for higher evaporation rates. In a traditional multi-pan evaporator, sap enters at the back of the evaporator into the flue pan via an automatic sap regulating system. Flues (referring to a folded or fluted surface) come “drop” or “raised” and vary in depth. The deeper the flue the greater the surface area and efficiency. Both drop and raised flues offer the same efficiencies, given the same surface area. When comparing evaporators, look for the features you want and the surface area that will work best for your operation! All Leader evaporators are welded of 20 gauge stainless steel by the industry’s finest craftsmen for unsurpassed durability. They also feature full seam welding of the partitions, which is essential for preventing back-mixing and dilution during boiling.



Half Pint or Syrup Flat Pan



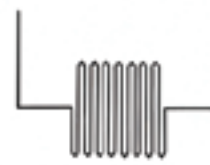
Supreme Micro Drop Flue




WSE / American 7½" Drop Flue



Patriot 7½" Raised Flue



MAX Combo 11" Drop & Raised



MAX Raised 11" Raised

517-349-5185

INFO@SBMAPLE.COM

5


WOOD-FIRED ARCHES

EVAPORATORS



VORTEX ARCH

The VORTEX is Leader's most efficient wood-fired arch. The large combustion chamber is fueled by both primary and secondary air, under controlled rotation, to optimize the burn of your wood and distribute BTUs evenly and efficiently to your evaporator pans. The unique step in the back of the arch acts as a spark trap and draft control system. Comes insulated with multiple layers of 2600° ceramic blanket, requiring minimal bricking in the combustion chambers and under the smoke stack. Fits any style of evaporator pans, sizes 2' x 10' and up!



"INFERNO" AIR-TIGHT ARCH

The Inferno Arch incorporates a fully-insulated, air-tight front with a forced draft system. It features an air-chambered front with air injectors that create firebox turbulence to insure complete combustion. The square front gives you more grate space for a larger firing area inside the firebox. Comes complete with specialized forced-draft grates and stack. A clean out door at the back of the arch can be removed for flue-brushing, when necessary. Like the Traditional Leader Arch, the sides and belly must be lined with fire brick (or brick/insulation combination).

Available in sizes from 2' x 6' up to 6' x 16'.



TRADITIONAL WOOD-FIRED ARCH

Our classic wood-fired arches feature heavy duty cast iron fronts designed with expansion joints for durability. Our unique "Double V" grate design is the strongest, warp resistant grate in the industry. This arch has stainless sides and stack. Each arch includes twice the evaporator's length in smoke stack which should be installed in full for proper draft and operation. Ranging in size from 2' x 6' to 6' x 18', all arches need to be insulated with properly rated brick and/or insulation materials (not included).




AIR-TIGHT ARCH FRONT

Convert your conventional wood-fired arch to gain efficiencies! These fronts are custom made to fit your arch and come with a single swing fully insulated and air-tight door. Air-tight fronts for arches 48", 60", and 72" wide come with an extra blower, duct, and rheostat.




FORCED DRAFT UNIT

Up-grade your traditional arch with the same blower unit used in the Inferno Arch. The blower attaches to the back of the fire box and air is forced up through holes in the special incinerator grates for complete combustion. This unit will increase BTUs by 10-20%, reduce wood consumption by 30-50% and even out your boiling. Retrofits to any Traditional Arch. All units (except 24") include the special incinerator grate with rounded top and multiple inlet holes for the most efficient air circulation and combustion. Use with dry, seasoned wood for best efficiency.



STAINLESS WRAPPED HIGH-EFFICIENCY OIL-FIRED ARCH

This arch takes our high-efficiency arch to new levels! This double wrapped stainless steel arch is a sleek, streamlined arch with good looks and easy cleaning. Like the standard oil-fired arch, this arch is fully insulated with multiple layers of 2600° ceramic insulation for maximum efficiency. It includes heavy duty stainless stack, twice the length of your arch, and a stainless insulated burner cover for a streamlined look and safety for your visitors. Personalized with your sugar house name cut into the stainless wrap!



SUPREME REVERSE FIRE OIL-FIRED ARCH

The latest in oil-fired technology, this arch has a whole new look to go with its features. The front control panel features control switches, indicator lights for burner functions and a digital oil pressure gauge for monitoring burner performance. The repositioned burners have optimized boiling dynamics by improving heat distribution, almost eliminating batching in the syrup pan and keeping the draws of syrup coming steady. Double walled with multiple layers of 2600° insulating blanket and cooled with circulating fans, the outer stainless steel wrap looks great and is easy to keep clean.



CARLIN OIL BURNERS

10-8099	Carlin 99 FRD Oil Burner	\$ 739.00
10-8102	Carlin 102 CRD Oil Burner—2 to 4.5 g.p.h.	785.00
10-8301	Carlin 301 CRD Oil Burner—4 to 7 g.p.h.	1,350.00
10-8601	Carlin 601 CRD Oil Burner—6 to 13.2 g.p.h.	2,111.00
10-8701	Carlin 701 CRD Oil Burner—6 to 13.2 g.p.h.	3,060.00
10-8801	Carlin 801 CRD Oil Burner—11.4 to 19.8 g.p.h.	3,740.00

Oil Nozzles—various—sized as per application 14.95

ARCH INSULATION

EVAPORATORS



ARCH INSULATION CERAMIC ARCH INSULATION

Available in boards or blanket—reduce heat loss and increase your arch efficiency!

11-0005	1" Board Block Insulation	1' x 3'	\$ 21.75
	1" Block Insulation Case (16 boards)		264.00
11-0004	1" Blanket (2300°)	/sq. ft.	4.15
	Case 50 sq. ft.		195.00
11-0004-H	1" Blanket (2600°)	/sq. ft.	5.55
	Case 50 sq. ft.		265.00
11-0004-P	SS Insulation Pin—light duty		.50
11-0004-W	SS Insulation Washer—light duty		.50
11-0004-HP3	SS InsulTwist 3" Stud—heavy duty		2.00
11-0004-HP4	SS InsulTwist 4" Stud—heavy duty		2.20
11-0004-HW	SS InsulTwist Washer—heavy duty		2.50

GASKET HOLDERS

Simplifies installing your pan gasket!

11-0004-24-H	24" Stainless Gasket Holder	\$ 34.25
11-0004-30-H	30" Stainless Gasket Holder	36.50
11-0004-36-H	36" Stainless Gasket Holder	38.50
11-0004-40-H	40" Stainless Gasket Holder	40.50
11-0004-48-H	48" Stainless Gasket Holder	43.00
11-0004-60-H	60" Stainless Gasket Holder	48.00
11-0004-72-H	72" Stainless Gasket Holder	52.95

CERAMIC PAN GASKET

Seals between pans.

11-0004-24	24" Pan Gasket—1" x 4"	\$ 5.00
11-0004-30	30" Pan Gasket—1" x 4"	5.50
11-0004-36	36" Pan Gasket—1" x 4"	6.50
11-0004-40	40" Pan Gasket—1" x 4"	7.50
11-0004-48	48" Pan Gasket—1" x 4"	8.50
11-0004-60	60" Pan Gasket—1" x 4"	10.00
11-0004-72	72" Pan Gasket—1" x 4"	11.50

CERAMIC RAIL GASKET

Seals between the arch and pans.

11-0003	Rail Gasket (1/2" x 2") 25' Roll	\$ 17.50
11-0003-W	Woven Gasket (1/4" x 1 1/2") 50' Roll	65.00

CERAMIC ROPE GASKET

Seals around doors.

11-0003-R	Rope Gasket, 3/4"	ft. / \$ 4.00
-----------	-------------------	---------------

REPLACEMENTS GRATES - CAST IRON

11-0025	25" Leader "Double V" Grate	\$ 93.95
11-0025-V	25" Leader Half Grate	72.95
11-0030	30" Leader "Double V" Grate	145.00
11-0036	36" Leader "Double V"	155.00
11-0048	48" Leader "Double V"	270.00

FORCED DRAFT GRATES


11-0018-FD	18" Leader Forced Draft Grate	\$ 180.00
11-0024-FD	24" Leader Forced Draft Grate	235.00
11-0030-FD	30" Leader Forced Draft Grate	270.00
11-0036-FD	36" Leader Forced Draft Grate	530.00

FIRE BRICK

11-0001	Full Fire Brick 4 1/2 x 9 x 2 1/4	\$ 3.00
11-0001-H	Split Fire Brick 4 1/2 x 9 x 1 1/4	2.90
11-0002-H	Hot Zone Refractory Cement	20 lb./ 36.00

GLOVES

11-0099	Firing Gloves	\$ 17.75
11-0099-R	Heavy Duty "Green" Rubber Gloves	8.95



MARCLAND DRAW-OFF SYSTEM

Easy to install. Simple to operate, with industrial quality components and a 0.1° F accuracy digital temperature controller. Optional valves, low level alarm & burner shut-down.

40-0560-M	1	Max Draw-off Complete (control box, valve and probe)	\$ 800.00
40-0570	2	Temperature Probe TP4	85.00
40-0575	3	Probe Holder (specify soldered or welded pan)	53.00
40-0583	4	V11 1" Full Port Valve, SS, Motorized	265.00
42-0801	5	Digital Barometer	160.00

ARCH STACK BASES & STACK

EVAPORATORS

KING STACK BASE

	Arch Size	Collar Size	Hght.	Top Diam.	S/S Base
11-3010-K-S	30" x 8'	23" x 6½"	6'	10"	\$ 460.00
11-3012-K-S	30" x 10'	23" x 6½"	6'	12"	460.00
11-3612-K-S	36" x 8'	34" x 8"	6'	12"	710.00
11-3612-K-S	36" x 10'	34" x 8"	6'	12"	710.00
11-3614-K-S	36" x 12'	34" x 8"	6'	14"	710.00
11-4010-K-S	40" x 10'	38" x 8"	6'	14"	875.00
11-4012-K-S	40" x 12'	38" x 8"	6'	14"	875.00
11-4014-K-S	40" x 14'	38" x 8"	6'	16"	875.00
11-4016-K-S	40" x 16'	38" x 8"	6'	16"	875.00
11-4818-K-S	48" arch	44" x 8"	6'	18"	1,000.00
11-6022-K-S	60" arch	52" x 10½"	6'	22"	1,700.00
11-7224-K-S	72" arch	61" x 11¼"	6'	24"	1,900.00

LEADER STACK BASE

	Arch Size	Collar Size	Hght.	Top Diam.	S/S Base
11-2407-L-S	24"	16½" x 4¾"	3'	7"	\$ 320.00
11-2410-L-S	24"	16½" x 4¾"	3'	10"	320.00
11-3010-L-S	30"	21" x 5¾"	3'	10"	410.00
11-3612-L-S	36"	30½" x 6½"	6'	12"	710.00

Larger sizes available. Please inquire.



ROUND STACKS

3' STACK LENGTH, STAINLESS STEEL

Item No.	Size	Price
11-1006-SS	6"	\$ 66.95
11-1007-SS	7"	91.95
11-1008-SS	8"	120.00
11-1010-SS	10"	140.00
11-1012-SS	12"	150.00
11-1014-SS	14"	160.00
11-1016-SS	16"	170.00
11-1018-SS	18"	190.00
11-1020-SS	20"	220.00
11-1022-SS	22"	250.00



STACK COVERS

STAINLESS STEEL

Item No.	Size	Price
11-8006-C	6"	\$ 180.00
11-8007-C	7"	180.00
11-8008-C	8"	200.00
11-8010-C	10"	200.00
11-8012-C	12"	220.00
11-8014-C	14"	240.00
11-8016-C	16"	260.00
11-8018-C	18"	300.00
11-8020-C	20"	300.00
11-8022-C	22"	330.00



CUSTOMIZED ROOF JACKS

We recommend a Leader Roof Jack for transitioning your stack from inside to outside your sugarhouse to keep rain water out and increase the longevity of your arch. Custom made to your specifications—designed to fit either the peak or side of your roof at the exact pitch needed.

Available in two styles in stainless steel:

“WATERTIGHT” style recommended for water tight smoke stack applications

“RAIN COLLAR” style preferable for steam stack or smoke stack that is taken down yearly

STAINLESS ROOF JACKS

11-9006-S	6" Roof Jack	\$ 350.00
11-9007-S	7" Roof Jack	360.00
11-9008-S	8" Roof Jack	360.00
11-9010-S	10" Roof Jack	370.00
11-9012-S	12" Roof Jack	380.00
11-9014-S	14" Roof Jack	470.00
11-9016-S	16" Roof Jack	480.00
11-9018-S	18" Roof Jack	490.00
11-9020-S	20" Roof Jack	540.00
11-9022-S	22" Roof Jack	550.00
11-9024-S	24" Roof Jack	570.00

PLEASE SPECIFY:

Style (Watertight or Rain Collar)

Roof Pitch

Mount (Side or Peak)



STACK THERMOMETERS

42-0090	Stack Thermometer 200-1000°	\$ 43.00
---------	-----------------------------	----------



517-349-5185


INFO@SBSMAPLE.COM

9

STEAM-AWAYS, PRE-HEATERS AND STEAM HOODS

STEAM-AWAY UNIT

The steam-away is an evaporator add-on that will greatly increase your boiling capacity with no increase in labor or fuel. This unit is custom-made to sit on top of your existing flue pan. Waste steam from your flue pan is then used to both pre-heat and evaporate water from the sap before it enters your evaporator. Not only does this greatly increase your efficiency, but excess steam from both the flue pan and steam-away is condensed and collected to give you an excellent, constant hot water source. The steam-away works like this: steam from your flue pan rises, makes contact with the underside of the steam-away and is routed into pipes inside the steam-away heat exchanger. Raw sap is fed directly into the steam-away and surrounds the heated steam pipes. At the same time, air is induced into the sap using a blower to create turbulence, which increases the surface area of the sap molecules so that evaporation can take place. The "sweetened" sap from the steam-away is then fed into your evaporator for further evaporation and finishing. Test results show sap temperatures inside the steam-away unit as high as 200° F with evaporation increases as much as 75%. Enhanced steam-aways are available to handle the higher evaporation rates of the Max flue pans. Call for pricing on a Steam-Away for your operation!



STEAM-AWAY GASKET

This U-channel designed gasket is durable, easy to install and will create a strong seal between your flue pan and Steam-Away. The tapered channel grips and holds with no slipping and sliding.

10-960024 FT / \$ 6.95



PARALLEL FLOW PREHEATERS

Experiments in Canada and at the Aiken Maple Research Station in Vermont indicate that a steam preheater for incoming sap can increase the capacity of your evaporator by 15% to 18%. Parallel flow copper or stainless preheater assemblies come complete with brackets, adjusting rods and condensate trays. For best performance and efficiency, the assembly should be used with a tight fitting steam hood with damper control. Call for Pricing.



STEAM STACK TOP HAT

11-0006-H	6"	\$ 287.00
11-0008-H	8"	287.00
11-0010-H	10"	347.00
11-0012-H	12"	411.00
11-0014-H	14"	470.00
11-0016-H	16"	523.00
11-0018-H	18"	588.00

ROUND STEAM STACK


STAINLESS STEEL, 3' LENGTH

Item No.	Size	Price
11-0008-SS	8"	\$ 94.95
11-0010-SS	10"	120.00
11-0012-SS	12"	130.00
11-0014-SS	14"	150.00
11-0018-SS	18"	155.00
11-0022-SS	22"	175.00
11-1024-SS	24"	190.00



STAINLESS STEAM HOODS

Steam hoods remove steam from your sugarhouse and are important add-ons for use with a preheater or steam-away unit. They are manufactured to your specification to fit your flue or syrup pans, or steam-away. Flue pan hoods are full width and can be ordered to be tight fitting or suspended. Syrup pan hoods can be ordered full width or ¾ width to leave the finishing section of your pan exposed. Leader hoods are crafted of stainless steel and come standard with a centered thimble and one or two hinged doors on each side, depending on the length of the hood. They also have a condensation channel, or drip edge, around the inside bottom edge of the hood to catch water run-off from condensation. A threaded coupling attached at one end of the channel allows for easy water removal.



CALLI FOR HOOD PRICING.
Order enough stack to clear your roof peak. Additional charges apply for changes to doors or thimble location, doors and/or thimble location.




10 ALL PRICES ARE SUBJECT TO CHANGE

WWW.SUGARBUSHSUPPLIES.COM

EVAPORATOR REPLACEMENT PARTS

11-0103	Leader Cold Sap Float—10¾" x 5½"	\$ 135.00
11-0110	Leader Hot Sap Float—4½" x 8½"	160.00
11-0303-C	Rubber Packing for Cold Sap Arm	2.25
11-0303-H	Rubber Packing for Hot Sap Arm	2.25
11-0303-G-L	Rubber Packing, Grimm—¼" x 2 ¼"	5.95
11-0303-S	Rubber Packing, Sanitary 2 ¾"	3.40
11-0400-SS	Syrup Box Plug—2" Stainless	57.95
11-0601	Pan Hose Connector—2¼" x 4½"	27.00
11-0602	Float Box Hose Connector— 2¼" x 2"	12.50
33-2040	#40 SS Band Clamp—2½"	2.25
11-0303-H	Feed Pipe Hose Connector—1¾" x 2"	3.85
33-2024	#24 SS Band Clamp—1½"	2.00
30-4103	SS Sanitary Quick Clamp—1½"	8.00
11-0610-1	Teflon Sanitary Glasket—1½"	2.50
11-0610-1-B	Buna-N Sanitary Gasket—1½"	2.00
30-4203	SS Sanitary Quick Clamp—2"	9.95
11-0610-2	Teflon Sanitary Gasket—2"	2.94
11-0610-2-S	Silicone Sanitary Gasket—2"	3.60
11-0610-1-V	Butterfly Valve 1½"—Stainless	147.00
11-0610-2-V	Butterfly Valve 2"—Stainless	176.00
35-0050-E-D	Draw-off Elbow SS, ½"	21.75
35-0075-E-D	Draw-off Elbow SS, ¾"	24.75
35-0100-E-D	Draw-off Elbow SS, 1"	30.75
35-0125-E-D	Draw-off Elbow SS, 1½"	34.50



SAP DEFOAMER

40-0404	Sap Defoamer—4 oz. Squeeze Bottle	\$ 6.50
40-0432	Sap Defoamer Refill—quart	27.75
40-0440	Sap Defoamer Refill—gallon	83.95
40-0403	Defoamer Dripper	60.00

SCOOPS & SKIMMERS

11-0801	Large Scoop—5½" width	\$ 84.95
11-0802	Small Scoop—3½" width	84.95
11-0803	Large Skimmer—5½" width	96.95
11-0804	Small Skimmer—3½" width	96.95
11-0811	Hardwood Handle	18.75

CLEANERS & BRUSHES

****Pan Cleaner Cannot Be Shipped****

40-0400	Sap Pan Cleaner—Quart	\$ 12.00
<i>(Concentrate, mixes w/ 40 gallons of water)</i>		
40-0400-Gal	Sap Pan Cleaner—Gallon	42.00
<i>(Concentrate, mixes w/ 160 gallons of water)</i>		
11-0701-NS	Leader/King Flue Brush	\$ 32.00
11-0701-M	MAX Flue Brush	49.25
11-0703	Raised Flue Brush	28.00
11-0704-L	Leader Inside Flue Brush	18.75
11-0704-SB	Inside Raised Flue Brush—triangle	21.75
11-0710	Scotch Brite Pad <i>(not shown)</i>	2.50

STAINLESS VALVES & FITTINGS

Valve	Close Nipple	SS Tee	Elbow	Street Elbow	Coupling							
Size	Part No.	Price	Part No.	Price	Part No.	Price	Part No.	Price	Part No.	Price		
½"	35-0050-SF	\$ 11.95	35-8050-S	\$ 2.00	35-4050-S	\$ 4.95	35-2050-S	\$ 3.70	35-3050-S	\$ 7.15	35-5050-S	\$ 4.20
¾"	35-0075-SF	18.50	35-8075-S	2.80	35-4075-S	5.15	35-2075-S	4.50	35-3075-S	9.95	35-5075-S	5.30
1"	35-0100-SF	32.00	35-8100-S	3.00	35-4100-S	6.40	35-2100-S	7.50	35-3100-S	11.75	35-5100-S	11.35
1¼"	35-0125-SF	43.50	35-8125-S	5.20	35-4125-S	21.60	35-2125-S	9.00	35-3125-S	12.50	35-5125-S	11.50
1½"	35-0150-SF	44.95	35-8150-S	7.60	--	--	35-2150-S	9.25	35-3150-S	14.00	35-5150-S	16.30



517-349-5185

INFO@SBMAPLE.COM

AN RO FOR EVERY NEED!

Few things can transform a sugaring operation like reverse osmosis (RO). According to scientific studies, an RO can reduce energy usage by up to 90% when compared with evaporation alone. Using the RO process, sap is forced, under pressure, across semi-permeable membranes which are fine enough to allow some of the water molecules to pass through, but not the sugar molecules. The result is fast removal of 75% or more of the water in your sap. Reverse Osmosis is a cost effective enhancement to your maple operation, greatly reducing both boiling time and energy use, resulting in profit increases of over 20%!



MINI MICRO 110V RO

A table top, 110v RO for the small producer with 250 taps, or less. Built for mobility with rugged, dual carry handles and built to last with all stainless frame and membrane housing. This RO is built with all the quality features you've come to expect from Leader Evaporator!

This unit has a 30 gallon/hour throughput and will remove approx. 62% of the water from your sap in one pass—from 2% to 5.2%! Unit includes a pressure gauge and flow meter, plus a dial for adjusting the brix concentration. Also includes an auto shutoff and pump override feature for startup and to prevent malfunctions. Optional recirculation pump adds capacity and concentrate output.

12-0009	Mini micRO 110 volt	\$ 2,600.00
12-0009-RP	Mini micRO w/ Recirculation Pump	2,900.00
12-0009-R	Recirculation pump only	325.00
12-0009-WTV-L	Mini micRO Leader Wash Tank & SS Valve Kit	\$ 520.00
12-0009-WTV	Mini micRO Wash Tank & Valve Kit (SBS)	260.00

LEADER MICRO

Finally, an R.O. sized AND priced just right for the small producer. Available in one or two membrane options, this RO is perfect for producers with just a few hundred taps, or to decrease boiling time for even mid-sized operations. These units will handle between 80 and 120 gallons of sap per hour, while tripling to quadrupling sugar content with just one pass!

micRO features:

- **Sturdy, stainless steel frame**
- **Small footprint to save space in the sugarhouse**
- **Simple operation**
- **Easy change pre-filter housing**
- **Includes both feed and pressure pumps**
- **Fast wash cycle**


12-0010	MICRO 1	1 MEMBRANE R.O.	\$ 3,450.00
12-0012	MICRO 2	2 MEMBRANE R.O.	3,950.00
12-0013	MICRO 3	3 MEMBRANE R.O.	4,450.00
12-0010-E	MICRO EXPANSION KIT (1-4X40)		750.00

RO Accessories

12-0010-W-L	micRO Wash Tank & SS Valve Kit (Leader)	\$ 540.00
-------------	---	-----------

	MOTOR SIZES (HP)	MEMBRANES	DIMENSIONS W X D X H	AMPS 220V
micRO 1	1—1	1—E4 4" x 40"	24" x 14" x 54"	10 amps
micRO 2	1—1	2—E4 4" x 40"	24" x 14" x 54"	10 amps
micRO 3	1—1	3—E4 4" x 40"	24" x 14" x 54"	10 amps





H²O CONCENTRATOR

The Concentrator is a small reverse osmosis system developed to concentrate between 200 and 300 gallons per hour at up to 12 Brix, thanks to its independent recirculation pump. This RO consumes little energy and is quite compact. The vessels, permeate and concentration piping are all stainless and assembly and disassembly are simple and efficient. Available in a 2 or 3 membrane configuration.



H²O ECONOX

The Econox line of ROs is designed for producers with 1,000 to 15,000 taps. Its modular design allows for many configurations to exactly meet your RO needs. The Econox is compact, taking up less than 5 s.f. of floor surface, is simple to operate, and easy to clean.

Everything you need in an RO!

- Modular design—from 1 to 6 membranes
- Stainless steel frame and electropolished vessels
- Quick and complete drainage
- Integrated wash tanks and quick 45 minute wash cycle
- Instrumentation panel with temperature control, a pressure switch, prefilter pressure guage, membrane pressure gauge and system state indictaor.
- Automatically stops during a power surge, motor fault or with low temperature or low pressure.

CONTACT US TODAY TO DISCUSS OPTIONS AND PRICING

RO ACCESSORIES

12-0004	Membrane Preservative	1 lb. /	\$ 17.95
12-0006	R.O. Powder Soap	5 lb. pail /	31.50
12-0008	Acid Magic	gal /	13.95
12-0002	Citric Acid	12 oz. /	8.00
12-0007	Glycol (protects from freezing)	gal /	47.95
42-0802	Digital pH Meter	ea /	\$ 47.50
12-0099	pH Test Strip Kit (100)	ea /	28.00

REPLACEMENT MEMBRANES

12-85061	Mini MicRO 4" x 20"	ea /	\$ 145.00
12-85060	H ² O 70-4040-4" x 40"	ea /	420.00
12-70041	H ² O 70-400-8" x 40"	ea /	900.00
12-0003-S	Cartridge Filter 10"	ea /	\$ 3.25
12-0003	Cartridge Filter 20"	ea /	6.00



SAP FILTERS & STORAGE TANKS

SAP COLLECTION



SAP FILTER

40-3000	Nylon Adapter (1½" FPT)	\$ 40.00
40-3000-B	Filter Bag 100 micron 16"	11.50
40-3000-BL	Filter Bag 100 micron 30"	17.50

HOSE FITTINGS & ADAPTERS

34-9200	Nylon Ell 1½" NPT	\$ 5.00
34-9102	Nylon Street Ell 1½" NPT	8.50
34-9401	Red. Bushing 150x125	2.00
34-9402	Red. Bushing 150x100	2.95
34-9403	Red. Bushing 150x75	1.25
34-9503	Hose Red. Adapter 125x100	2.75
34-9504	Hose Red. Adapter 125x75	1.70

Many other fittings are available for your application. See hose options, p.25.

TANK BRUSHES

11-0716	Swivel Head, Round w/ 42" Handle	\$ 84.00
11-0715	Tank Brush Rectangular, head, only	\$ 30.00
11-0715-H33	Tank Brush Handle, 33" Aluminum	18.00
11-0715-H39	Tank Brush Handle, 39" Plastic	32.00
11-0715-H49	Tank Brush Handle, 49" Aluminum	24.00.



POLYETHYLENE STORAGE TANKS

		Gallons	L	W	H	Lid Size	Outlet Size	Price
30-0035-P	Free-standing w/ legs	35	29	19	19	5"	¾"	\$ 165.00
30-0065-P	Free-standing w/ legs	65	43	23	23	5"	1"	310.00
30-0125-P	Free-standing w/ legs	125	41	32	32	8"	2"	495.00
30-0225-P	Free-standing w/ legs	225	39	24	24	8"	2"	715.00
30-0325-P	Free-standing w/ legs	325	40	32	32	16"	2"	850.00
30-0210-PU	Pick-up Bed Tank	210	60	51	28	8"	2"	\$ 475.00
30-0065-P-V	Vertical w/ Top Lid	65	23	23	43	6"	2"	\$ 150.00
30-0105-P-V	Vertical w/ Top Lid	105	23	23	62	8"	2"	335.00
30-0225-PV	Vertical w/ Top Lid	225	31	31	70	8"	2"	525.00
30-0050-P-U	Flat Bottom Utility	50	38	19	23	8"	1"	\$ 280.00
30-0100-P-U	Flat Bottom Utility	100	43	27	29	8"	1"	420.00

STAINLESS STEEL STORAGE TANKS

ROUND BOTTOM w/ BLUE RAISED FRAME

	Gallons	W	D	L	Price
30-0233H	233 gallons	48	39	48	\$ 1,320.00
30-0325H	325 gallons	36	36	96	1,520.00
30-0488H	488 gallons	48	39	96	1,710.00
30-0700H	700 gallons	48	51	96	2,200.00
30-0743H	743 gallons	48	39	144	2,250.00
30-0999H	999 gallons	48	39	192	2,850.00
30-1066H	1066 gallons	48	51	144	2,800.00
30-1143H	1143 gallons	48	43	192	3,150.00

MINI ROUND BOTTOM w/ STAINLESS FEET

	Gallons	W	D	L	Price
30-0120	120 gallons	24	27½	48	\$ 800.00
30-0195	195 gallons	36	28	48	995.00

Many other styles and sizes of tanks available Please inquire!

TRADITIONAL SAP COLLECTION

TAPPING BITS

Tapping is one of the most important jobs in the sugarbush. We carry bits that are designed to cut through the bark and wood crisply and leave a debris free hole. Studies show that taphole depth may play an important role in both sap production and overall tree health. We recommend a taphole depth of 1½" to 2" deep.

5/16"

20-0107-L Tapping Bit, 5/16" parabolic twist, Leader each \$ 18.25
The Leader bit is shorter and has a special grind to improve cleanout speed and eliminate bark tearing. The reduced head point prevents the bit from "walking" when starting the hole.

20-0107-H2O Tapping Bit, 5/16" H²O short each 22.00
The H2O Innovation's tapping bit is sold in a protective case and is sharpened with precision for neat, precise tappings. Laser drawn lines at 1 1/2" and 2" help you drill consistent depth holes.

107-L



107-H2O



TRADITIONAL SPOUTS 5/16"

CAST ALUMINUM SPOUTS

20-0203-C Hookless Alum Spout each \$ 2.50
/ 100 240.00

SAPMEISTER STAINLESS STEEL SPOUTS

20-0212 SS Spout for bucket/holder each \$ 2.05
/ 25 48.75
20-0216 SS Spout with Hook each 2.70
/ 25 65.00
20-0218 SS Spout, Hooked w/ hinge each 3.50
(for use with blue pail cover) / 15 51.00

PLASTIC, HOOKED SPOUT

20-0211 Plastic (blue) with Hook each \$1.40
(for use with blue pail cover) / 100 130.00

PLASTIC SAP PAIL

20-0309 Plastic Sap Pail (blue) 12 qt. \$ 6.25
20-0309-C Plastic Pail Cover (use spile 218) 2.85

BUCKET BRUSHES

11-0707 Round Bucket Brush (1" insert) \$ 171.00
11-0705-L Long Handled Wood Scrub Brush 17.75
11-0705-L-PL Long Handled Plastic Scrub Brush 13.75
11-0705-S-PL Short Handled Plastic Scrub Brush 12.00



SAP COLLECTION



SAP BAG HOLDERS

20-0300-B-25 Blue Sap Bags for holders / 25 \$ 9.25
20-0300-B-C Blue Sap Bags / case 250 85.00

GALVANIZED BAG HOLDER

20-0300-H Sap Bag holder—Galvanized each \$ 4.50
/ 25 106.25

GET-A-GRIP BAG HOLDER

20-0303 Get-a-Grip Bag Holder each \$ 3.30
/ 25 80.00
31-0079-DG-110 5/16" Tubing Spout for Get-a-Grip each .35
31-0033-25 Plastic hose for Get-a-Grip / 25 ft 5.50

SAPMEISTER TIP-N-DUMP BAG HOLDER

20-0400-H Tip-N-Dump SS Holder each \$3.75
(Requires Sapmeister spile 20-0212) / 25 91.25
20-0400-B-TD Clear Sap Bag / Tip-N-Dump each .50
(Required for the Tip-N-Dump holder) / 25 11.25

517-349-5185

INFO@SBMAPLE.COM

15

MAINLINE TUBING

SAP COLLECTION



LEADER 30-P MAINLINE

Mainline 30-P is made of virgin polyethylene and meets the highest standards for quality. It boasts the smoothest interior wall in the industry for maximum flow and optimal sap quality. The light color, ultra-violet characteristic allows sunlight to pass through while limiting the heating of the sap. The blue color draws less sunlight, yet stays visible for maintenance.



1/2" MAINLINE (UP TO 50 TAPS)

31-0043-U	100' Roll	\$ 30.00
31-0043-U-4	400' Roll	120.00

3/4" MAINLINE (UP TO 250 TAPS)

31-0044-U-3	300' Roll	115.00
31-0044-U-5	500' Roll	190.00
31-0044-U-10	1000' Roll	370.00

1" MAINLINE (UP TO 500 TAPS)

31-0045-U-2	200' Roll	105.00
31-0045-U-5	500' Roll	245.00
31-0045-U-10	1000' Roll	480.00

1 1/4" MAINLINE (UP TO 1000 TAPS)

31-0046-U	100' Roll	\$ 84.95
31-0046-U-4	400' Roll	320.00

1 1/2" MAINLINE (UP TO 2000 TAPS)

31-0047-U	100' Roll	\$ 125.00
31-0047-U-4	400' Roll	400.00



TUBING SUSPENSION

31-0025-9	High-Tensile Wire 9 gauge—850'	\$ 125.00
31-0025-12	High-Tensile Wire 12 1/2 gauge—2000'	140.00
31-0077	Side-Tie Wire with Spooler	83.95
31-0024	High-Tensile Wire Cutter	29.00
31-0026	Spinning Jenny (to dispense wire)	175.00
31-0027	Wire Tightener	4.75
31-0028	Wire Tightener Handle	8.50
31-0029-G	Gripple In-Line Splice, Medium	2.50
31-0029-G-L	Gripple In-Line Splice, Large	3.00
31-0030-G-L	Gripple Tensioning Tool	110.00

FLAGGING TAPE

31-47600	Flagging Tape	\$ 4.00
----------	---------------	---------

Specify Color:

- Orange
- Blue
- Yellow
- Red
- Pink
- Green



WIRE TIES & TOOLS

31-0068	4" Wire Ties, 1/2" line—1000 coil	\$ 17.25
31-0069	5" Wire Ties, 3/4" line—1000 coil	18.50
31-0070	6" Wire Ties, 1" line—1000 coil	20.75
31-0070-A	8" Wire Ties, 1 1/4"-1 1/2" line—1000 coil	26.50
31-0071	Wire Tying Tool (manual)	3.70
31-0082	Auto Wire Tying Tool	43.50
31-719991	Tying Hook for Drill	10.00



LEADER HD MAINLINE

Our newest mainline uses a high density formula that reduces weight but maintains rigidity. Manufactured with high quality materials but economical, HD mainline is a great choice for your woods. The deeper blue color increases visibility in the woods and sap in the lines for faster identification of leaks. *Stainless steel fittings recommended.*

3/4" MAINLINE (UP TO 250 TAPS)

31-0044-HD	500' Roll	\$ 155.00
31-0044-HD-1	1000' Roll	310.00
31-0044-HD-15	1500' Roll	460.00

1" MAINLINE (UP TO 500 TAPS)

31-0045-HD	500' Roll	\$ 225.00
31-0045-HD-10	1000' Roll	450.00
31-0045-HD-15	1500' Roll	670.00

MAINLINE TENSION GRIPS

31-0118	3/4" Tension Grip	22.25
31-0119	1" Tension Grip	23.50
31-0120	1 1/4" Tension Grip	42.25
31-0121	1 1/2" Tension Grip	41.75

SIGHT LEVEL

31-0001	Sight Level	\$ 27.50
---------	-------------	----------




MAINLINE CUTTERS

31-0090-M	Mainline Cutter	\$ 24.00
31-0090-MB	Replacement blade <i>only for 31-0090-M</i>	10.00
31-0090-MXL	Mainline Cutter, XL	26.00



MAINLINE TUBING SPOOLER

31-4736	Mainline Spooler	\$ 950.00
31-4736-E	Extension	115.00



517-349-5185

MAINLINE INLETS

H²O SADDLE ELBOW (5/16")

31-0006-H	1" Entrance (1 5/32" hole)	\$2.26
31-0007-H	1 1/4" Entrance (1 5/32" hole)	2.26
31-0008-H	3/4" Entrance (1 5/32" hole)	2.26

QUICK SEAL ENTRANCES

31-0006	1" Entrance (1 5/32" hole)	\$2.95
31-0006-G	1" Replacement Gasket	.72
31-0008	3/4" Entrance (5/16" hole)	2.68
31-0008-G	3/4" Replacement Gasket	.72

RECORD MULTI-FITTINGS

31-0085-A	3/4" Fitting (5/16" hole)	\$3.00
31-0085	1" Fitting (5/16" hole)	3.15
31-0086-G	Replacement Gasket	.89
31-71350	Record Manifold Pliers	27.20

31-0011	End Line Slide Fitting	\$.63
---------	------------------------	--------

Use this fitting to take pressure off your entrance barb

4-WAY ENTRANCES

31-0048	1/2" 4-Way Entrance	\$ 2.11
31-0049	3/4" 4-Way Entrance	2.90
31-0049-A	1" 4-Way Entrance	3.05

TURRET ENTRANCE FITTINGS

Use with Base Tees & Elbows — 1/2" NPT

31-0065-3	3-Way Turret	\$2.45
31-0065-4	4-Way Turret	1.95
31-0065-6	6-Way Turret	3.41

MAINLINE BASE TEES & ELBOWS


For use with Turret Fittings — 1/2" NPT

31-0063-A	1/2" Base Tee	\$3.01
31-0063-B	3/4" Base Tee	3.12
31-0063-C	1" Base Tee	3.52
31-0063-D	1 1/4" Base Tee	4.65
31-0063-E	1 1/2" Base Tee	7.95

31-0092-A	1/2" Elbow	\$1.82
31-0092-B	3/4" Elbow	2.84
31-0092-C	1" Elbow	3.35
31-0092-D	1 1/4" Elbow	3.88

STAINLESS STEEL BALL VALVES W/ BARBS

35-0075-SF-HB	3/4" Valve w/ Barbs	\$ 24.75
35-0100-SF-HB	1" Valve w/ Barbs	32.00



INFO@SBSMAPLE.COM

17

BRANCHLINE TUBING

SAP COLLECTION



LEADER 5/16" BRANCH TUBING

Built for those producers looking for a more flexible option, the Max Flow line of tubing is extruded from virgin, food-grade materials to the largest possible inside diameter, without sacrificing the gripping power and strength of the tubing. The tubing locks onto fittings with an ultimate grip to eliminate pull aparts. It is ultra clear, making it easy to see sap flows and find leaks. Usable for any tubing application—from seasonal to year round use.

MAX FLOW FLEX 5/16" TUBING—Designed as a drop-line tubing, this is our most flexible offering. Testing shows a remarkable bond with the fitting that is nearly impossible to break. The supple walls of this tubing allow it to sink into fitting barbs for ultimate holding power and the elimination of costly leaks. Great flexibility for drop lines, particularly on colder days, yet strong and durable enough to be used as a lateral line, if desired. Now available in 5 colors--to allow your drops to stand out better in your woods, help manage drop replacement cycles and even identify sections installed by different tapping teams.

31-0033-FB	Blue *	500' Roll	\$ 74.95
		100' Roll	19.75
		25' Roll	5.75

* Please note, only blue Flex Tubing is available in smaller roll sizes.

31-0033-FP	Pink	500' Roll	\$ 74.95
31-0033-FO	Orange	500' Roll	74.95
31-0033-FY	Yellow	500' Roll	74.95
31-0033-FG	Grey	500' Roll	74.95

31-0033-F-36	Pre-cut 36" Drop Line	each	\$.50
--------------	-----------------------	------	--------

Specify blue, grey, orange, pink or yellow

MAX FLOW GRIP 5/16" TUBING— More flexible than our 30-P tubing, Max Flow Grip Tubing is a good choice for installations that are put up and taken down each year. The grip this tubing provides will help eliminate fitting pull apart from tension and stress over years of use.

31-0033-GB	500' Roll Blue	\$ 53.95
31-0033-GG	500' Roll Green	53.95



UNI 50 5/16" TUBING— This new tubing blend is our newest and most cost effective tubing option and it is designed for all around use! Flexible enough to use for drops and strong enough to be used for your lateral lines. One tubing does it all!


31-0033-U	500' Roll Blue	\$ 61.95
-----------	----------------	----------



30-P SEMI-RIGID 5/16" BRANCH TUBING

Branchline 30-P is made of virgin polyethylene and meets the highest standards for quality maple tubing. Its inside diameter has been maximized and it boasts the smoothest interior wall in the industry for maximum flow and optimal sap quality. The ultra-violet characteristic allows sun-light to pass all the way through the tubing, limiting the heating of the sap. The blue color draws less sunlight, yet stays visible for year round maintenance.

31-0030-P	500' Roll Blue	\$50.95
-----------	----------------	---------



TUBING SPOOLER

31-0031	Branchline Spooler	\$ 135.00
---------	--------------------	-----------

TUBING CUTTERS

31-0090	Tubing Snip	\$ 11.95
31-0090-A	Extra Blade, Snip	3.50

BRANCHLINE FITTINGS

SPOUTS AND PLUGS—FOR 5/16" TUBING

		Each	/ 100
31-0011-C	Check Valve Adapter 5/16"*	\$.49	\$ 44.00
31-0018	Clear Check Valve Adapter 5/16"*	.49	44.00
31-0016	Stub Spout Adapter 5/16"*	\$.26	21.00
31-0017	Clear Stub Spout Adapter 5/16"*	.26	21.00
*All adapters require use of #15 spout below			
31-0015	Stub Spout	\$.40	\$ 35.00
Use with 11-C, 16, 17, or 18			
31-0012-S-C	Clear Spout w/ Check Valve	\$.50	\$ 45.00
Also available in translucent Blue, Green, Red and Yellow			
31-0013-S	Clear Spout 5/16" - disposable	.26	21.00
Also available in translucent Blue, Green, Red and Yellow			
31-0079-DG-110	Spout, Black DG 110°	\$.35	\$ 30.00
31-0079-DG-90	Spout, Black DG 90°	.35	30.00
31-0705-B	Spout, Blue H ² O 705 Series	.27	22.00

Sapmeister Stainless Steel Spouts—for 5/16" Tubing

20-0215	5/16" Sapmeister Rolled Spout	\$ 1.05	\$ 100.00
20-0215-H	Slide Hammer for Rolled Spout	ea /	100.00
20-0107-L	Tapping Bit, 5/16" parabolic twist	ea /	\$18.25



SAP COLLECTION



5/16" CONNECTORS, Ys AND TEES

		Each	/ 100
31-0009	Connector, 5/16"	\$.37	\$ 32.00
31-0010	Hooked Connector, 5/16"	.37	32.00
31-0034-Y	Three-way Y 5/16"	.48	43.00
31-0037-P	Tee w/ plug, 5/16" H ₂ O	.35	30.00
31-0039-H	Tee w/ cup, 5/16" H ₂ O	.38	33.00

5/16" LINE TERMINATION FITTINGS

		Each	/ 100
31-0011	End Line Slide Fitting	\$.63	\$ 58.00
31-0036-H	End Line Hook 5/16"	.41	36.00
31-0037-R-H ₂ O	Dead End Tee RH (Red)	.46	41.00
31-0038	END IT Ring Tee w/ tubing plug	.34	29.00
31-0038-H	End of Line Elbow with Hook	.66	61.00



517-349-5185

INFO@SBSMAPLE.COM

19

3/16" BRANCHLINE & FITTINGS

SAP COLLECTION

ABOUT 3/16" TUBING

There has been a lot of buzz about 3/16" tubing in the past few years. Is it right for your operation? That depends on several factors. Initially, 3/16" tubing was introduced as a way to gain high vacuum without the use of a pump, making it more affordable for the small producer and easier for areas difficult to access with electricity or pump maintenance. But to achieve this natural vacuum, you need three things: 1) a continuous leak-free line, 2) a drop in elevation from the tree to the bottom of the line, and 3) enough sap in the line to create a gravitational pull (suction) on the taphole. Slope is crucial—for producers where an elevation change of 30 or more feet can be obtained between many of the trees and the tank, high natural vacuum is possible. Unfortunately, many of us here in the Great Lakes region are on much flatter ground than that. If you are fortunate to have slope, you may be able to achieve vacuum on your lines of up to 28 inches Hg, assuming no air (caused by a leak such as a loose spout, a squirrel bite or a poor connection between tubing and fitting) gets into the top of the tube—if it did, the sap would run down without creating a vacuum. Obviously, like all high vacuum systems, checking for leaks is critical, especially with no pump to overcome them. Obtaining the proper tool for inserting fittings into 3/16" lines is also important, as it is difficult to force the fittings into the smaller diameter tubing by hand.

Without fall in your woods to gain a vacuum advantage, your decision will come down to other matters of convenience: economics and ease of use. The 3/16" tubing rolls come in 800' lengths (compared to 500' in 5/16") at the same weight, making it convenient to carry more tubing through the woods for fast and easy installation. Lower prices on the smaller tubing also may offer some savings, even without vacuum gains. These advantages alone may make 3/16" tubing worth a look in your operation!



LEADER 3/16" MAX FLOW 50 TUBING—This new tubing blend has superior seal strength for the greatest hold on fittings. Enhanced flexibility and retraction memory maintains diameter and durability in harsh winter conditions. Can be used lateral or drop line applications.

31-3-0033-MF50 800' Roll \$ 73.95

3/16" FITTINGS

MAINLINE ENTRANCES

		Each
31-3-0006-H	H2O Saddle Elbow Entrance 3/4"	\$ 2.26
31-3-0008-H	H2O Saddle Elbow Entrance 1"	2.26
31-3-0006-H-EL	Elbow only, 5/16" to 3/16"	.48
31-3-0011	End Line Slide Fitting, 3/16" tubing	.63

3/16" BRANCHLINE FITTINGS


		Each	/ 100
31-3-0079	Spout 3/16"	\$.32	\$ 27.00
31-3-0012-S-C	Clear Spout w/ Check Valve 3/16"	.53	48.00
31-3-0013-S	Clear Spout 3/16" " - disposable	.26	21.00
31-3-0015	Stub Spout for 3/16" Tubing	.40	35.00
<i>Use with 11-C, 16, 17, or 18 on pg. 21</i>			
31-3-0010	Hooked Connector, 3/16" to 3/16"	\$.31	\$ 26.00
31-3-0010-R	Reducing Connector, 5/16" to 3/16"	.30	25.00
31-3-0037	Universal 3 way tee, 3/16"	.42	37.00
31-3-0037-R	Dead End Tee, 3/16" Red (H2O)	.48	43.00
31-3-0036-H	End Line Hook 3/16"	.42	37.00
31-3-0038-H	End of Line Elbow with Hook	.63	58.00



TUBING TOOLS--3/16"

DOUBLE GRIP PARALLEL MOVEMENT INSTALLATION TOOLS—3/16"

31-711081	Dual Grip "LITE" w/ cutter	\$ 205.00
31-711091	Dual Grip "LITE"	160.00
31-710501	Compact Fitting tool	\$ 105.00



TUBING TOOLS--5/16"

DOUBLE GRIP PARALLEL MOVEMENT INSTALLATION TOOLS

31-71101	Deluxe Dual Grip, auto adjust, cutter	\$ 285.00
31-71130	Deluxe Dual Grip, auto adjust	220.00
31-71108	Dual Grip "LITE" w/ cutter	205.00
31-71109	Dual Grip "LITE"	160.00




SINGLE GRIP INSTALLATION TOOLS

31-71441	Single tool w/ parallel movement	\$ 100.00
31-71050	Compact Fitting Tool	105.00
31-71065	Compact Fitting Install Tool w/ Vise Grip	110.00



TOOL CARRIERS

31-71198	Double Tool Carrying Strap	\$ 18.50
31-71228	Leather Holder for Compact Tools	20.00



SAP COLLECTION

MAINLINE FITTING INSTALLATION TOOLS—3/4" TO 1 1/2"

31-71500	Mainline Tool, 3/4" and 1"	\$ 225.00
31-71531	Mainline Tool, 3/4" thru 1 1/2"	300.00



SPOUT PULLERS

31-0083-P	Pruno Spout Puller 15" (red)	\$ 20.00
31-0083-P-A	Pruno Spout Puller 15", aluminum	30.00
31-0083-L-15	LOAC Aluminum Spout Puller 15"	\$ 45.50
31-0083-L-22	LOAC Aluminum Spout Puller 22.5"	49.00
31-0083-L-30	LOAC Aluminum Spout Puller 30"	50.00
31-0083-L-15	LOAC Aluminum Spout Puller 15"	45.50
31-0083-AS	Adapter Separator Tool, Leader	\$ 105.00
31-71292	Stub Adapter Removal Tool	65.00



MAINLINE DRILL

31-71300	3/16" Drill—Red	\$ 100.00
31-71310	15/32" Drill—Green	100.00
31-71330	5/16" Drill—Yellow	100.00
	Bit Only	45.00

Specify size/color needed.

TAPPING HAMMERS

31-0084-A	LOAC, Aluminum	\$ 36.00
31-0084-AH	LOAC, Aluminum w/ Hatchet	38.00
31-0084-WP	Leader Wood Handle, Plastic Head	26.75
31-0084-NM	Leader Nylon Handle, Metal Head	32.00
31-0084-WM	Leader Wood Handle, Metal Head	32.00
31-0084-MM	Leader Metal Handle, Metal Head	43.00

517-349-5185

INFO@SBMAPLE.COM

21

MAINLINE FITTINGS / VACUUM MONITORING

SAP COLLECTION

MAINLINE CONNECTIONS

MAINLINE TEES

		PVC	STAINLESS
31-0110-A	1½" x 1½" x 1½"	\$ 6.00	N/A
31-0110-B	1¼" x 1¼" x 1¼"	5.50	N/A
31-0110	1" x 1" x 1"	3.75	\$ 17.25
31-0111	¾" x ¾" x ¾"	3.00	15.25
31-0112	½" x ½" x ½"	2.50	N/A



MAINLINE REDUCING TEES

31-0112-A	1¼" x 1¼" x ¾"	\$ 3.80	\$ 17.25
31-0112-B	1¼" x 1¼" x ½"	3.80	N/A
31-0112-C	1¼" x 1" x 1"	4.50	N/A
31-0112-CC	1¼" x 1¼" x 1"	3.80	17.25
31-0112-D	1½" x 1½" x 1"	5.95	18.25
31-0112-F	1½" x 1½" x ¾"	N/A	16.00
31-0113	1" x 1" x ¾"	2.44	16.25
31-0113-A	1" x ¾" x ¾"	2.65	37.00
31-0114	1" x 1" x ½"	2.44	N/A
31-0114-A	¾" x ½" x ½"	2.54	N/A
31-0115	¾" x ¾" x ½"	2.25	N/A



MAINLINE Y'S

31-0048-Y	½" x ½" x ½"	\$ 3.00	N/A
31-0049-Y	¾" x ¾" x ¾"	5.75	\$ 16.25
31-0049-AY	1" x 1" x 1"	5.75	18.25
31-0049-BY-S	1¼" x 1¼" x 1¼"	N/A	21.75
31-0049-CY-S	1½" x 1½" x 1½"	N/A	24.75



MAINLINE REDUCING Y'S

31-0049-RY	1" x ¾" x ¾"	\$ 4.40	\$ 37.65
31-0050-RY	1" x 1" x ¾"	5.00	18.75



MAINLINE COUPLINGS

31-0103	½" Coupling	\$ 1.25	N/A
31-0102	¾" Coupling	1.50	\$ 4.85
31-0101	1" Coupling	1.55	6.00
31-0101-B	1¼" Coupling	1.45	7.00
31-0101-A	1½" Coupling	1.75	8.25



MAINLINE REDUCING COUPLINGS

31-0106	¾" x ½" Reducer	\$ 1.80	N/A
31-0105	1" x ½" Reducer	1.76	N/A
31-0104	1" x ¾" Reducer	1.82	11.00
31-0104-A	1½" x 1¼" Reducer	3.97	N/A
31-0104-B	1¼" x 1" Reducer	3.86	12.50



MAINLINE ADAPTOR NPT

31-0107	½" Barb to NPT	\$ 1.10	N/A
31-0108	¾" Barb to NPT	1.50	\$ 11.00
31-0109	1" Barb to NPT	1.45	14.25
31-0109-A	1¼" Barb to NPT	1.65	21.00
31-0109-B	1½" Barb to NPT	2.35	24.25



MAINLINE CAPS & PLUGS

31-0040	½" Plug	\$ 2.30
31-0041	¾" Plug	2.48
31-0042	1" Plug	3.25
31-0066	5/16" Cap	\$.29
31-0066-A	½" Cap	.85



STAINLESS STEEL HOSE CLAMPS

33-2008	½" Hose Clamp (#8)	\$ 2.00
		10 / 19.50
33-2010	¾" Hose Clamp (#10)	\$ 2.00
		10 / 19.50
33-2012	1" Hose Clamp (PVC) (#12)	\$ 2.00
		10 / 19.50
33-2016	1" Hose Clamp (#16)	\$ 2.00
		10 / 19.50
33-2020	1¼" Hose Clamp (#20)	\$ 2.00
		10 / 19.50
33-2024	1½" Hose Clamp (#24)	\$ 2.00
		10 / 19.50
33-2036	2" Hose Clamp (#36)	\$ 2.00
		10 / 19.50
33-2040	2" Hose Clamp (#40)	\$ 2.25
		10 / 22.00



VACUUM GAUGE

0-30" HG	
31-0000	\$ 15.00
BARBED FITTINGS	
31-0000-BF	\$ 2.00
31-0000-BF-316	1.50



MECHANICAL SAP RELEASERS

31-64186	Vertical Double	2—8" x 16"	1,000 taps
31-64236	Vertical Double	2—12" x 18"	2,500 taps
31-64187	Horizontal Double	2—12" x 18"	4,000 taps

ELECTRIC H₂O EXTRACTORS

Maximize sap yield with Electric Sap Extractors from H₂O, ideal for sugarbushes of 1,000 to 20,000 taps. Choose from models with or without a manifold and select the perfect pump size and quantity to meet your specific needs. Designed for high vacuum efficiency, these extractors are a reliable choice for any scale of operation.

Vertical Electric	18 x 36"
Available with or without manifold	
.5 HP or 1HP pumps available	
Horizontal Electric	18" x 36"
Available with or without manifold	
.5 HP or 1HP pumps available	



SAP COLLECTION



MINI FLOOD VACUUM PUMP W/COOLER

Designed for 1,000 taps or less

31-64370K	¾" h.p. Elect Motor w/ Cooler	8 CFM
31-64375K	5.5 hp Gas Engine w/ Cooler	8 CFM

COMPLETE VACUUM UNIT

This Complete kit comes assembled on a robust steel skid frame with your choice of vacuum pump, VORTEX moisture trap and VFD or starter. All connections are included.

This unit is ready to install and GO!
Dimensions: 73"H x 58" L x 23" D



CALL FOR ASSISTANCE WITH YOUR SPECIFIC APPLICATION

OIL—VACUUM PUMP FLOOD

31-64299 5 Gallon / \$ 133.25

OIL—VAC FLOOD/COOLER

31-64289 5 Gallon / \$ 179.80



SMARTREK VACUUM MONITORING

The H₂O Smartrek monitoring system is the most efficient and trusted system available for use in your woods. Sensors installed throughout your sugarbush communicate wirelessly to help you identify leaks so you can quickly fix them and reduce loss. Easy to install; easy to use. This system can provide detailed, in-depth analysis on vacuum and tank levels and also can remotely control equipment, including vacuum pumps, sap pumps and automated valves.

31-9000	Smartrek Smart Station Kit (8" tablet & long range gateway)	\$ 1,400.00
31-9001	Smartrek Vacuum Sensor--single port	350.00
31-9002	Smartrek Vacuum Sensor--double port	455.00
31-9000-R	Smartrek Repeater	245.00
31-9010	Smartrek Tank Level Sensor	705.00



VACUUM & TRANSFER PUMPS

TRANSFER PUMPS



HONDA 1" PORTABLE PUMP WX10

This pump features a reliable 1.5 hp, 4-cycle Honda engine capable of pumping up to 40 g.p.m. Weighs 15 lbs. Couplings and 15 feet of 1" suction hose, included.
32-WX10 \$540.00

HONDA 1½" PORTABLE PUMP WX15

This pump is a 2.5 hp easy starting Honda 4-stroke centrifugal pump capable of 72 g.p.m. Weighing in at 24 lbs. with a 1½" port, this pump is very efficient. Meets EPA and CARB emissions standards.
32-WX15 \$ 690.00



SAP COLLECTION

GUZZLER SAP PULLERS

These pumps are perfect for the smaller producer looking for a higher vacuum solution at a great price. Available in one- or two-diaphragm options, these create vacuum and transfer sap with one pump—no separator required. With well maintained, air-tight tap lines, these sap pullers are capable of developing up to 22 inches of Hg vacuum. Requires 115 VAC power.


32-0050-G1	110V	400 taps	\$ 925.00
32-0050-G1-24	24V	400 taps	1,525.00
32-0050-G2	110V	800 taps	1,565.00
32-0050-G2-24	24V	800 taps	2,135.00
32-0050-G4	110V	1600 taps	2,850.00
32-0050-D	BUNA-N Diaphragm		\$ 16.50
32-0050-DW	Santoprene Diaphragm		65.00
320050-CK	Diaphragm Conversion Kit		72.00



SBS DIAPHRAGM PUMPS

These pumps are very efficient and simple sap movers. Provide excellent vacuum on the suction side with plenty of pressure to lift and transport sap for long distances to your tank or sap-house. Comes mounted on a sturdy frame with your choice of a Honda 5.5 hp gas engine or TEFC electric motor. Call for help on your specific application and current pricing.


32-0060-G	5.0 hp Gas	19 g.p.m.	600 taps
32-0100-G	5.5 hp Gas	30 g.p.m.	1,200 taps
32-0060-E	¾ hp Electric	19 g.p.m.	600 taps
32-0100-E	1 hp Electric	30 g.p.m.	1,200 taps
32-0060-H	2-diaphragm pump head only		
32-0060-GR	2-diaphragm pump head w/ gear reduction		
32-0115-H	3-diaphragm pump head only		
32-0115-GR	3-diaphragm pump head w/ gear reduction		
32-H-KIT1711	1" Shaft and Base Kit		
32-H-550080	Buna-N Replacement Diaphragm—black		
32-0202	SAE Food Grade Oil—QUART		
32-0203	SAE Food Grade Oil—GALLON		



HYDROVAC WITH FLOOD SYSTEM

This vacuum/transfer pump combined is run by a single Honda engine with electric starter. Designed for remote locations when pumping sap up to the sugar house is a necessity. Place the pump in the lowest part of your sugarbush and transfer from there to your pumping station or sap house.

31-64550	5.5 hp	1,500 taps
31-64553	9 hp	3,000 taps
31-64556	13 hp	5,000 taps
31-64559	20 hp	7,000 taps
31-64562	20 hp	10,000 taps



HOSE, VALVES & COUPLERS

QUICK COUPLERS

Cam lever couplings constructed of fiberglass reinforced nylon—useful for pumps and mainline. Food grade for safe sap handling. Stainless fittings available for handling hot syrup. Note: 1¼" and 1½" fittings interchange.

HOSE SHANK COUPLERS

		NYLON	STAINLESS
34-2050-C	½"	\$ 9.50	\$ 11.00
31-2075-C	¾"	11.00	17.00
34-2100-C	1"	13.00	22.00
34-2125-C	1¼"	15.25	Call
34-2150-C	1½"	15.25	Call

HOSE SHANK ADAPTERS

34-4050-E	½"	\$ 5.00	\$ 7.00
34-4075-E	¾"	5.00	10.75
34-4100-E	1"	5.50	11.80
34-4125-E	1¼"	6.60	Call
34-4150-E	1½"	6.80	Call

FEMALE NPT ADAPTERS

34-1050-A	½"	\$ 4.00	\$ 7.00
34-1075-A	¾"	4.25	10.00
34-1100-A	1"	4.75	12.25
34-1125-A	1¼"	6.50	Call
34-1150-A	1½"	6.50	Call

FEMALE NPT COUPLERS

34-3050-D	½"	\$ 9.50	\$ 11.00
34-3075-D	¾"	9.50	20.50
34-3100-D	1"	10.50	22.50
34-3125-D	1¼"	15.00	Call
34-3150-D	1½"	15.00	Call

MALE NPT ADAPTERS

34-5050-F	½"	\$ 5.00	\$ 7.00
34-5075-F	¾"	5.00	12.25
34-5100-F	1"	6.25	17.50
34-5125-F	1¼"	7.25	Call
34-5150-F	1½"	7.25	Call

COUPLER END CAPS

34-6075-CAP	¾"	\$ 8.50	\$ 16.00
34-6100-CAP	1"	10.50	16.60
34-6150-CAP	1½"	13.75	Call

ADAPTER PLUGS

34-7075-PLUG	¾"	\$ 5.00	\$ 5.40
34-7100-PLUG	1"	5.25	6.20
34-7150-PLUG	1½"	5.50	Call

PVC HOSE

CLEAR PVC HOSE WITH POLYBRAID REINFORCEMENT

Use for discharge only.

33-0050-P	½" ID Polybraid Hose	\$ 1.20 / ft
33-0075-P	¾" ID Polybraid Hose	1.75 / ft
33-0100-P	1" ID Polybraid Hose	2.00 / ft

CLEAR PVC HOSE WITH WIRE REINFORCEMENT

Use for suction only.

33-0075-SW	¾" ID Wire Hose	\$ 3.75 / ft
33-0100-SW	1" ID Wire Hose	4.50 / ft

CLEAR PVC HOSE WITH CORD REINFORCEMENT






Good for both suction and discharge.

33-0075-T	¾" ID Clear PVC Hose	\$ 2.70 / ft
33-0100-T	1" ID Clear PVC Hose	3.60 / ft
33-0125-T	1¼" ID Clear PVC Hose	4.05 / ft
33-0150-T	1½" ID Clear PVC Hose	4.75 / ft

STAINLESS STEEL HOSE CLAMPS

See pricing for hose clamps on Page 22.

517-349-5185



POLY UNION VALVES



POLY VALVES

35-0075-P	¾" IPS Full Port Ball Valve	\$ 5.75
35-0100-P	1" IPS Full Port Ball Valve	8.00
35-0125-P	1¼" IPS Full Port Ball Valve	9.95
35-0150-P	1½" IPS Full Port Ball Valve	12.95
35-0200-P	2" IPS Full Port Ball Valve	14.58
35-0075-PO	¾" Banjo Poly Union Ball Valve	\$ 16.00
35-0100-PO	1" Banjo Poly Union Ball Valve	20.00
35-0125-PO	1¼" Banjo Poly Union Ball Valve	26.00
35-0150-PO	1½" Banjo Poly Union Ball Valve	32.00

INFO@SBSMAPLE.COM

25

SAP COLLECTION


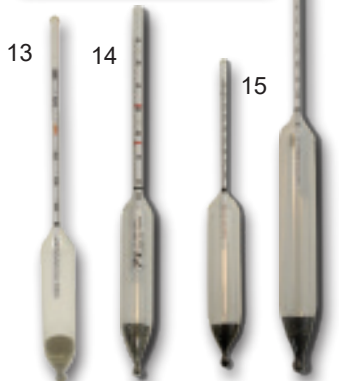

SYRUP TESTING



FINISHING

EASY READ Hydrometer

Stretched out scale for more accuracy and easy reading. Red line at the finish point and marked every .2 degrees Brix.



DIAL THERMOMETERS

These thermometers screw into your pan or canner with a 1/4" MPT thread. Maple syrup scale has a dial range of 0-50°, with 0° being the boiling point of water and a highlighted mark at the syrup finish point of 7°.

42-0036	1 Maple Syrup Scale—3" face, 6" stem	\$ 60.95
42-0039	2 Maple Syrup Scale—3" face, 9" stem	60.95
42-0056	3 Maple Syrup Scale—5" face, 6" stem	86.95
42-0059	Maple Syrup Scale—5" face, 9" stem	86.95
42-0035-C	4 0-250° for canning—3" face, 6" stem	\$ 60.95

DIGITAL THERMOMETERS

42-0800-5	5 Stem Mount—5" stem	\$ 55.00
42-0800	6 Stem Mount—12" stem	67.00
42-0800-24	7 Stem Mount—24" stem	75.00
42-0800-RC	8 "Redi Chek" Clip-on Thermometer	\$ 31.00
42-0800-C-T	9 Therm/Clock/Timer—36" cord/probe	26.50
42-0800-A	10 ChefAlarm Thermometer 48" cord/probe	85.00

GLASS TUBE THERMOMETERS

42-0600	11 Metal SS Clip-on Thermometer, CDN	\$ 16.00
42-0608	12 D.G. Red Drop Candy Thermometer	68.00

SYRUP HYDROMETERS

42-0200-E	13 Easy Read Syrup Hydrometer <i>Brix Scale 55-65° Red line at hot test - Higher accuracy and easier to read than standard syrup hydrometers Use with Slim or Short Hydrometer Cups</i>	\$ 17.00*
42-0200	14 Syrup Hydrometer <i>Dual Scale—Baumé & Brix 45-75° Blue line at cold test / Red line at hot test Use with Slim or Short Hydrometer Cups</i>	\$ 17.00*

SAP HYDROMETERS

42-0100	15 Sap Hydrometer, Short (8") Use for raw sap, 0-8° Brix Use with Slim or Short Hydrometer Cups	\$ 17.00*
42-0101	16 Sap Hydrometer, Tall (12") Use for raw sap, 0-12° Brix Use with Tall Hydrometer Cup	\$ 19.00*

* Add \$1.00 glass instrument handling charge if shipped

HYDROMETER CUPS

42-0300-S	17 Slim Hydrometer Cup (1" x 8")	\$ 39.95
42-0300	18 Short Hydrometer Cup (2" x 8")	39.95
42-0301	19 Tall Hydrometer Cup (2" x 12")	47.95

REFRACTOMETERS

42-0500	20 Hand Held for Sap—0-10°	\$ 60.00
42-0500-A	Hand Held for Sap—0-18°	60.00
42-0500-B	Hand Held for Sap—0-32°	60.00
42-0501	Hand Held for Syrup—45-82°	60.00
42-0515-P	22 Milwaukee with padded case	\$ 195.00
42-0515-R	23 Digital Refractometer (Rhino)	215.00

KITCHEN PANS

STEAM TABLE PANS

A	41-1100	Standard (22 ga.) 12 ³ / ₄ " x 20 ³ / ₄ " x 6"	\$ 50.00
B	41-1100-D	Deep (20 ga.) 13 ¹ / ₂ " x 21 ¹ / ₄ " x 8"	65.00
	41-1100-C	Cover, Steam Table Pan	20.00

STOCK POTS

C	41-1120	20 Qt w/ cover 12 ¹ / ₂ " x 11 ³ / ₄ " H	\$ 45.00
D	41-1132-N	32 Qt w/ cover 12 ¹ / ₂ " x 18 ¹ / ₂ " H	75.00
E	41-1164-N	64 Qt w/ cover 16 ² / ₂ " x 19 ¹ / ₂ " H	104.00

LEADER KITCHEN PANS

All Leader pans are welded stainless steel and have handles on two sides, 1/2" FPT threaded fitting for draw-off valve and 1/4" FPT fitting for dial thermometer (valve and thermometer not included in price). Covers are over-sized (not tight fitting).

F	41-1616-P	Square 10 Gal. 16" x 16" x 11"H	\$ 450.00
	41-1616-C	Cover	115.00
G	41-1624-P	Oblong 15 Gal. 16" x 24" x 12"H	\$ 520.00
	41-1624-C	Cover	130.00

GAS BURNERS

H	41-1616-S	Heavy Duty Single—Black 16"x16"x13"H	\$ 100.00
I	41-1001	Single—Black 16"x16"x13.25"H	\$ 92.00
J	41-1001-S	Single—SS 16"x16"x13.25"H	140.00
K	41-1002	Double—Black 14"x28"x13.25"H with leg extensions & shelves	\$ 210.00
L	41-1003	Triple—Black 14"x39"x13.25"H with leg extensions & shelves	230.00



FINISHING EVAPORATORS

16" x 34" FINISHER

This is the perfect finisher for the small volume producer. Stainless steel, tig-welded pan with 1" bottom-drain threaded fitting and 1/4" FPT fitting for dial thermometer (not included). Capacity 25 Gal. Use with the Double Gas Burner (above).

M	41-1634	Pan and burner	\$ 810.00
	41-1634-P	Pan Only 16" x 34" x 11"H	570.00
	41-1634-C	Cover	150.00

FINISHING

GRAVITY SYRUP FILTERING

We recommend a layered filter system using one pre-filter and one final filter. Pre-filters help take out the larger particles and help keep your final filter clean for a longer period of time. Filters are available in flat or cone shapes to fit different styles of filter racks/tanks. Generally, you should use the same shape of pre and final filters together. Our filters are made of specialty fabrics designed specifically for high temperature food products. These synthetic fibers are desirable for their ease of use, washability and durability. We highly recommend these materials over fabrics sold for clothing construction. We suggest washing your filters by hand to lengthen their life. Turn inside out and flush with clean, hot water. Gently squeeze out the water and hang to dry. No detergents, please!

STOCK POTS FOR FILTERING/CANNING

Our stock pots come complete with cover and two 1/2" fittings for a valve and thermometer (not included). The "BeAst" is the same size as our "Best" stock pot, but features a tri-clad bottom and rubber clad handles for easy handling. The Hobby Filter Basket (below) fits inside the 32 quart stock pots perfectly for a complete hobby filtering system!

See valve and thermometer (not included), next page.

For use with the Hobby Filter Basket—12½" D x 18½" H

41-1132 "Best" 32 Qt (8 gal) Stock Pot w/ ports \$ 92.00
 41-1132-D "BeAst" 32 Qt (8 gal) Stock Pot w/ ports 156.00

Large Stock Pots—16½" D x 19½" H:

Many uses around the sugarhouse!

41-1164 "Best" 64 Qt (16 gal) Stock Pot w/ ports \$ 123.00
 41-1164-D "BeAst" 64 Qt (16 gal) Stock Pot w/ ports 250.00



HOBBY FILTER KIT

This kit is perfect for the small producer. Nickel-plated basket comes with a flat-sheet hobby filter pack (see above) and 4 steel clips. Holds about 4 quarts of syrup. For best results, hang basket inside a covered pot to help maintain temperature while filtering.

40-0100 Complete Kit (basket, filters & clips) \$ 31.00
 40-0100-B Basket Only 21.25
 40-0100-F Filter Pack, only (4 pre, 1 final) 8.00
 40-0006 Steel Clips only (pack of 4) 4.00

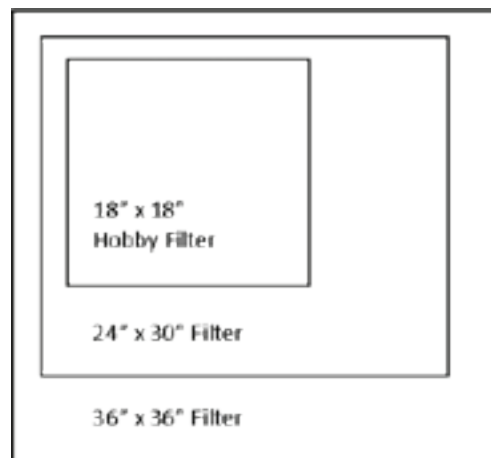
SYNTHETIC CONE FILTERS

40-0003 8 Qt Cone PRE filter each / \$ 1.50
 12 / 15.00
 40-0005 5 Qt Cone FINAL Filter each / \$ 10.50
 40-0008 8 Qt Cone FINAL Filter each / 12.50



SYNTHETIC FLAT SHEET FILTERS

40-0100-F Hobby Pack (1 Final / 4 Pre) Pk / \$ 8.00
 40-0001 24" x 30" PRE Filter 12 / \$ 16.00
 40-0002 24" x 30" FINAL Filter each / 8.00
 40-0004 36 x 36 PRE Filter 4 / \$ 8.00
 40-0036 36 x 36 FINAL Filter each / 12.00



SYRUP HANDLING PAILS—STAINLESS STEEL

40-0313 Economy Pail—13 quart \$ 34.00
 40-0300 Vollrath Pail—12.5 quart \$ 110.00
 40-0306 Vollrath Pail—14.75 quart 145.00
 40-0302 Vollrath Pail Cover 67.00



WWW.SUGARBUSHSUPPLIES.COM

FINISHING

28 ALL PRICES ARE SUBJECT TO CHANGE


CONE FILTER AND CANNING TANKS

The one and two cone filter tanks hold approximately five and ten gallons of filtered syrup, respectively. These stainless steel tanks have a ½" FPT fitting for a draw-off valve and a ¼" FPT fitting for a dial thermometer (valve and dial not included) and are designed to use cone shaped filters.

40-0101	One Cone Filter Tank	9" x 9" x 23"	\$ 475.00
40-0202	Two Cone Filter Tank	11" x 22" x 22"	620.00



Thermometer and valve not included with canning units.



CANNING BALL VALVES

35-0050-SF	Stainless Full Flow ½" Ball Valve	\$ 11.95
35-8050-S	Stainless Nipple ½"	2.00
35-0050-E	Copper Canning Elbow ½"	16.00
35-0050-E-S	Stainless Nozzle ½"	21.25

CANNING THERMOMETER

42-0035-C	0-250° Thermometer—3" face, 6" stem	\$ 60.95
-----------	-------------------------------------	----------

FILL-STOP DISPENSING VALVE

The Fill-Stop is back in a new design! Control your canning valve electronically with a push of the button to turn on and auto stop when the syrup reaches your set desired height. 110V. Perfect for easy, clean canning—bottle after bottle!

41-0100	Fill-Stop Dispense Valve	\$ 550.00
---------	--------------------------	-----------



16" x 16" FILTER & CANNING UNIT

Perfect for the small producer. Stainless steel pan (16" x 16" x 11" H) holds up to 7 gallons (with rack) and has two handles, ½" FPT fitting for a draw-off valve and ¼" FPT fitting for a dial thermometer (valve and dial not included). Stainless filter rack and cover included. Complete unit includes heavy duty 16" square frame with cast gas burner, hose and regulator. Easy to keep the correct temperature while filtering and canning! Uses flat 24" x 30" pre and final filters.

41-1616	Complete Unit	\$ 730.00
41-1616-PRC	Pan, Filter Rack & Cover	670.00
41-1616-P	Pan Only	450.00
41-1616-C	Cover Only	115.00
41-1616-R	Filter Rack Only	115.00
41-1616-S	Gas Burner Only 16" x 16"	100.00

16" x 24" FILTER & CANNING UNIT

All the features of the 16" x 16", but with a handy tall burner stand with adjustable shelf for easy packaging, regardless of container style and size! Stainless steel pan measures 16" x 24" x 12" and features two handles, ½" FPT fitting for a draw-off valve and ¼" FPT fitting for a dial thermometer (valve and dial not included). This unit will heat and hold up to 15 gallons of syrup. Sturdy steel stand has adjustable legs for leveling and built-in 40,000 BTU L.P. burner, valve, hose and regulator (gas cylinder not included). Uses flat 24" x 30" pre and final filters.

41-1624	Complete Unit	\$ 1,530.00
41-1624-PRC	Pan, Filter Rack & Cover	760.00
41-1624-P	Pan Only	500.00
41-1624-C	Cover Only	130.00
41-1624-R	Filter Rack Only	140.00



FINISHING

517-349-5185

INFO@SBSMAPLE.COM

FILTER PRESSES

Rely on a filter press to simplify your filtering process. The filter press uses a pump to push your hot syrup through a series of banks and move it to any height for canning. Sparkling clear syrup in a short amount of time! All presses require the use of food-grade filter aid (D.E.) to assist in the filtering process. The filter aid coats the papers and keeps them clean and useful longer. For extended life of your press, consider up-grading from the standard gear pump to an air pump.

H²O FILTER PRESS 10" FRAMES ON ROLLING STAND

PRICES INCLUDE S/S WHEELED BASE

10-1010-C-3A	3-Frame w/ air pump	2,750.00
40-1010-C-3E	3-Frame w/ elect. pump	2,600.00
40-1010-C-6A	6-Frame w/ air pump	3,550.00
40-1010-C-6E	6-Frame w/ elect. pump	3,350.00
40-1010-P-PL	Replacement Waffle Plate 10"	150.00
40-1010-P-FR	Replacement Frame, 10"	11500
40-1010-P-ST	Stop Plate for 10" Frame	56.95

LEADER CLEAR FILTER PRESS-7.5" FRAMES

These 7½" plates and frames are made of clear plastic, letting you see the syrup as it goes through the press. Easy to see when the cavities are full and papers need changing! The plastic does not absorb heat from your syrup, keeping it hot, even when filtering small batches. Plus, frames can be handled with your bare hands. Unique stainless steel screens replace the typical waffle plate and give your papers superior support. 100% food grade!

40-1007.5-CLR-3H	3-Frame Hand Press	\$ 1,300.00
40-1007.5-CLR-3	3 Frame w/ elect. pump	1,790.00
40-1007.5-5B	5 Frame, Bank only	1,540.00
40-1007.5-C-5A	5-Frame w/ air pump	2,600.00
40-1007.5-10B	10-Frame, Bank only	2,200.00
40-1007.5-CLR-10	10-Frame w/ air pump	3,100.00
40-1007.5-P-PL	Replacement Plate w/ screen	68.95
40-1007.5-P-FR	Replacement Frame	24.75
40-1007.5-P-HEAD	End Plate, HEAD w/ insets	105.00
40-1007.5-P-TAIL	End Plate, "Tail"	85.95
40-1007.5-P-ST	Stop Plate, 7.5"	24.95

HAND PUMP FILTER PRESS-5" FRAMES

40-1005-HP	5-Frame Hand Press	\$ 995.00
------------	--------------------	-----------

FILTER PRESS ACCESSORIES

FILTER PRESS REPLACEMENT PUMPS

40-1000-P-E	Electric Syrup Pump w/ switch	\$ 510.00
40-1000-P-A	Diaphragm Air Pump Assembly	1,080.00

FILTER PRESS HOSE/U-TUBES

33-0075-SW	¾" Wire Hose (suction)	/ ft.	\$ 3.75
33-0075-P	¾" Polybraid Hose (discharge)	/ ft.	1.75
40-1000-U50	Stainless U-Tube ½"		16.50
40-1000-U75	Stainless U-Tube ¾"		16.50
40-1000-U100	Stainless U-Tube 1"		20.50

FILTER AID - FOOD GRADE

40-1050	Filter Aid, Dicalite	/ 50 lb. Bag	\$ 45.00
40-1050-10	Filter Aid, Dicalite	/ 10 lb. pail	17.50
40-1050-5	Filter Aid, Dicalite	/ 5 lb. pail	12.50
40-2000-WH	30" Whisk for mixing		16.20
41-1164-P	24" Paddle for mixing		12.50

FILTER PRESS PAPERS

40-1005-P2	5" x 5"	/ pk 200	\$ 55.00
40-1007-P2	7" x 7"	/ pk 200	36.95
40-1007-P4	7" x 7"	/ pk 400	68.95
40-1007.5-P4	7.5" x 7.5"	/ pk 400	95.95
40-1010-P4	10" x 10"	/ pk 400	135.00



FINISHING

30 ALL PRICES ARE SUBJECT TO CHANGE

WWW.SUGARBUSHSUPPLIES.COM

WATER JACKETED CANNERS

FILTER PRESS TANKS

Draw into these round bottom tanks from your evaporator and finisher to hold your hot syrup and add filter aid, prior to pumping through your press. High quality tig-welded stainless steel with bottom outlet for easy draining.


40-1212-R	Round Draw-Off Tank 15"D x 20"H (12 gal)	\$ 550.00
40-1212-R-WH	Wheel Support for 12 gal Tank	170.00
40-1225-R	Round Draw-Off Tank 21"D x 26"H (25 gal)	640.00
40-1225-R-WH	Wheel Support for 25 gal tank	175.00
40-1320-D2	Double Draw-Off Tank (20 Gal x 2) on wheels	\$ 1,690.00
40-1340-D2	Double Draw-Off Tank (40 Gal x 2) on wheels	2,100.00



SMALL BOTTLE VACUUM FILLER

This is the fast and easy way to fill those small containers! Your syrup is drawn by vacuum to fill your containers to the proper level. Perfect for filling large quantities of small bottles. Simply release the handle when full. No messy overfills! No time-consuming clean-up!

41-0001 Vacuum Filler \$ 1,340.00



WATER JACKETED CANNING UNITS

These double walled canning units are ideal for controlling the canning temperature of your syrup. The inner tank holds your syrup, while the outer tank is a water jacket with a 220 volt heating element to keep your syrup consistently at 180° for canning. All stainless steel construction. Tank includes sight glass to indicate inner syrup level, ¼" fitting for dial thermometer and ½" FPT fitting for valve (dial and valve not included.) Available in two sizes: 18 gallon and 40 gallon. Stand, sold separately, has an adjustable shelf, making canning into any size container quick and simple.

18 GALLON CANNING TANK

(HEATING ELEMENT NOT INCLUDED)

41-3018	Double Wall Tank 19" x 27" x 13½"	\$ 2,050.00
41-3018-E3	3000 watt Heating Element	710.00
41-3018-E5	5000 watt Heating Element	1,070.00
41-3018-S	Canning Stand w/ Adjustable Shelf	830.00

40 GALLON CANNING TANK

(2—4500W HEATING ELEMENTS INCLUDED)

41-3040	Double Wall Tank 19" x 36" x 25"	\$ 3,700.00
41-3040-S	Canning Stand w/ Adjustable Shelf	870.00

ROUND WATER-JACKETED BOTTLER

41-3040	12 Gal. 15"D x 20" H w/ 1 element	\$ 2,150.00
41-3040	35 Gal 23"D x 35"H w/ 2 Elements	4,000.00

CANNING BALL VALVES

35-0050-SF	SS Full Flow ½" Ball Valve	\$ 11.95
35-8050-S	SS Nipple ½" close	2.00
35-0050-E	Copper Canning Elbow ½"	16.00
35-0050-E-S	Stainless Nozzle ½"	21.25

CANNING THERMOMETER

42-0035-C	0-250° Therm—3" face, 6" stem	\$ 60.95
-----------	-------------------------------	----------



FINISHING

517-349-5185

INFO@SBSMAPLE.COM

31

PLASTIC JUGS & TINS



NU CAN BARREL TINS

60-0016-A	500 ml Amber	Cs 12 /	\$ 24.00
60-0016-D	500 ml Dark	Cs 12 /	24.00



RED SNOW SCENE TINS

60-4032	Quart	EA	\$ 3.60	Cs 24 /	\$ 84.00
60-4016	Pint	EA	2.60	Cs 35 /	87.50
60-4008	Half Pint	EA	2.15	Cs 65 /	133.25



SUGARHILL PLASTIC JUGS—SUGAR BUSH SUNSET DESIGN

FULL CASE LOTS

Gallon	61-0128	Case 24	\$ 74.00
Half-Gallon	61-0064	Case 32	75.00
Quart	61-0032	Case 90	152.00
Pint	61-0016	Case 100	146.00
Half-Pint	61-0008	Case 100	140.00
100 ml (3.4 oz)	61-0003	Case 100	122.00

SMALL BAGGED LOTS

Gallon	61-1-0128	Bag 6	\$ 19.10
Half-Gallon	61-1-0064	Bag 6	14.66
Quart	61-1-0032	Bag 12	21.47
Pint	61-1-0016	Bag 12	18.72
Half-Pint	61-1-0008	Bag 12	18.00
100 ml (3.4 oz)	61-1-0003	Bag 12	15.84

EXTRA CAPS FOR SUGARHILL JUGS

61-1038-SH DZ / \$ 1.44

Please specify state when ordering

MICHIGAN
INDIANA
OHIO
ALL-STATE

CARTONS FOR PLASTIC JUGS

SINGLE CARTON—holds one jug

65-1128	Single Gallon	\$ 1.10
65-1064	Single Half-Gallon	1.05
65-1032	Single Quart	.90
65-1016	Single Pint	.90

MULTIPLES CARTON—holds multiple jugs

65-1128-4	Holds 4 Gallons	\$ 2.00
65-1064-6	Holds 6 Half-Gallons	2.00
65-1032-6	Holds 6 Quarts	1.50
65-1032-12	Holds 12 Quarts	1.50
65-1016-12	Holds 12 Pints	1.50
65-1008-12	Holds 12 Half-Pints	1.10
65-1003-24	Holds 48 100 ml	1.95

ASK ABOUT YOUR OWN PRIVATE LABEL DESIGN!

Showcase your syrup and simplify your packaging.

PACKAGING



32 ALL-STATE
ALL PRICES ARE SUBJECT TO CHANGE

WWW.SUGARBUSHSUPPLIES.COM

A ROUND STYLE

This bottle uses a standard 28/400 mm cap, included. Available in gold metal or black plastic. **No other caps can be used with these bottles.

62-0032-R	32 fl. oz.	28 mm gold metal	/ 12	\$ 11.70
62-0016-R	16 fl. oz.	28 mm gold metal	/ 12	9.90

B DECANTER STYLE

This bottle uses a standard 38/400 cap, included. Available in gold metal, black plastic or flip cap. Inquire for pricing.

62-0032-D	32 fl. oz.	38 mm gold metal	/ 12	\$ 26.25
62-0016-D	16 fl. oz.	38 mm gold metal	/ 12	10.25
62-0010-D	10 fl. oz.	38 mm gold metal	/ 12	8.50

C SYRUP OVAL WITH HANDLE STYLE

This bottle uses a 28mm Alcoa cap (black or gold), included. **No other caps will work with these bottles.

62-0016-SY	500ml	28 mm black TP	/12	\$ 17.10
62-0012-SY	12 fl. oz.	28 mm black TP	/ 12	10.25
62-0008-SY	8 fl. oz.	28 mm black TP	/ 12	9.50
62-0006-SY	6.4 fl. oz.	28 mm black TP	/ 12	14.00

D FLAT SALAD DRESSING STYLE

This bottle uses a standard 38/400 cap, included. Available in gold metal, black plastic or flip cap. Inquire for pricing.

62-0008-S	8 fl. oz.	38 mm gold metal	/ 12	10.95
-----------	-----------	------------------	------	-------

E FLASK STYLE

This bottle uses a unique 28mm tamper proof cap, included. **No other caps can be used with these bottles.

62-0012-FL	375 ml	28 mm black TE	/ 12	\$ 16.25
------------	--------	----------------	------	----------

F BBQ RING NECK STYLE

This bottle uses a standard 38/400 cap, included. Available in gold metal, black plastic or flip cap. Inquire for pricing.

62-0012-B	12 fl. oz.	38 mm gold metal	/ 12	\$ 9.30
-----------	------------	------------------	------	---------

G STOUT STYLE

This bottle uses a standard 38/400 cap, included. Available in gold metal, black plastic or flip cap. Inquire for pricing. Quart uses a 48 mm cap, available in gold metal or white plastic.

62-0032-ST	32 fl. oz.	48 mm gold metal	/ 12	\$ 17.10
62-0016-ST	16 fl. oz.	38 mm gold metal	/ 12	10.50
62-0012-ST	12 fl. oz.	38 mm gold metal	/ 12	9.25
62-0008-ST	8 fl. oz.	38 mm gold metal	/12	8.80

H GALLONE STYLE

The gallon and half gallon Gallone bottles use a standard 38/400 cap, included. Available in gold metal, black plastic or flip cap. Inquire for pricing.

62-0128-G	128 fl. oz.	38 mm gold metal	/ 4	\$18.65
62-0064-G	64 fl. oz.	38 mm gold metal	/ 6	13.60

The small Gallone bottles use a 31mm black standard or tamper evident plastic cap, included.

62-0032-G	1000 ml	31 mm black PL	/ 6	18.35
62-0016-G	500 ml	31 mm black PL	/ 12	21.60
62-0008-G	250 ml	31 mm black PL	/ 12	16.90

***All Glass Prices Include Caps.**

ALL CONTAINER PRICES INCLUDE CAPS.
Prices are given for the standard cap. Other styles may be available. Inquire for pricing.



PACKAGING

SPECIALTY GLASS BOTTLES



I MAPLE LEAF

The 750 and 500 ml leaves use a unique 28 mm gold plastic tamper evident cap, included. The 250 and 100 ml leaf bottles use a 24 mm cap and the 50 ml leaf uses an 18 mm cap. **No other caps can be used with these bottles.

62-0024-L	750 ml	28 mm gold PL	/ 6	\$ 39.90
62-0016-L	500 ml	28 mm gold PL	/12	60.65
62-0008-L	250 ml	24 mm gold PL	/12	42.25
62-0004-L	100 ml	24 mm gold PL	/12	27.90
62-0002-L	50 ml	18 mm gold PL	/ 48	84.96



J MARASCA STYLE

This bottles use a 31 mm black plastic cap (standard or tamper-evident), included. (100 ml uses a 24 mm gold plastic T/E cap) **No other caps can be used with these bottles.

62-0016-M	500 ml	31 mm black PL	/ 12	\$ 16.80
62-0008-M	250 ml	31 mm black PL	/ 12	14.00
62-0004-M	100 ml	24 mm gold PL	/ 24	28.00

K ETCHED MARASCA STYLE

This bottles use a standard or tamper-evident 31 mm black plastic cap, included.

62-0016-M-E-T	500 ml	Etched Trees	/ 12	\$ 43.00
62-0016-M-E-L	500 ml	Etched Leaves	/ 12	43.00
62-0008-M-E-T	250 ml	Etched Trees	/ 12	\$ 41.00
62-0008-M-E-L	250 ml	Etched Leaves	/ 12	41.00

L FOLIA LEAF EMBOSSED STYLE

This bottles use a standard 28 mm cap, included. Available in gold metal or black plastic. **No other caps can be used with these bottles.

62-0016-F	500 ml	28 mm gold metal	/ 16	\$ 43.45
62-0008-F	250 ml	28 mm gold metal	/ 12	24.75

M GALLONE LEAF EMBOSSED STYLE

This bottles uses a unique 28 mm gold plastic tamper evident cap, included. **No other caps can be used with these bottles.

62-0008-G-E	250 ml	28 mm gold PL	/ 12	\$ 28.00
-------------	--------	---------------	------	----------

N BARREL STYLE

This bottles uses a unique gold plastic tamper evident cap, included. **No other caps can be used with these bottles.

62-0008-BL	250 ml	24 mm gold PL	/ 24	\$ 47.90
62-0004-BL	125 ml	24 mm gold PL	/ 35	57.40

O BASQUAISE STYLE

This bottles uses a unique 28 mm gold plastic tamper evident cap, included. **No other caps can be used with these bottles.

62-0008-B	250 ml	28 mm gold PL	/ 12	32.65
-----------	--------	---------------	------	-------

P BASQUAISE ETCHED STYLE—250ML

This bottles uses a unique 28 mm gold plastic tamper evident cap, included. **No other caps can be used with these bottles.

Specify Etching Design			/ 12	\$ 47.65
62-0008-B-EL	Leaf			
62-0008-B-EIN	Indiana			
62-0008-B-EMI	Michigan			
62-0008-B-EMI-L	Michigan w/ Leaf			
62-0008-B-EO	Ohio			
62-0008-B-ED	Deer			

Custom designs available. Inquire for pricing.

***All Glass Prices Include Caps.**

WWW.SUGARBUSHSUPPLIES.COM

PACKAGING

34 ALL PRICES ARE SUBJECT TO CHANGE

SAMPLER & UTILITY BOTTLES



SMALL SAMPLER BOTTLES

1	62-0002-M	Marasca	60 ml	each /	.70
				case 48 /	28.80
2	62-0002-BELL	Bellolio	50 ml	each /	\$ 1.70
				case 100 /	160.00
3	62-0002-B	Bordo	50 ml	each /	0.60
				case 96 /	48.00
4	62-0002-N	Nordic	50 ml	each /	.70
				case 96 /	57.60
5	62-0002-L	Leaf	50 ml	each /	1.87
				case 48 /	84.96
6	62-0002-R	Round	2 oz.	each /	.60
				case 80 /	40.00
7	62-0002-G	Gallone	50 ml	each /	0.96
				case 96 /	82.50
8	62-0002-S	Sampler	1.5 oz.	each /	0.54
				case 160 /	70.50
9	62-0001-SQ	Square	1 oz.	each /	0.90
		(Extra Bottle for Grade Sets)		12 /	9.60
				case 288 /	187.20

*All Glass Prices Include Caps.



HONEY BOTTLES

R CLASSIC GLASS HONEY JAR

62-0032-H	2 lb.	63 mm Gold	12 /	\$ 22.60
62-0016-H	1 lb.	48 mm Gold	12 /	14.35
62-0008-H	½ lb.	48 mm Gold	24 /	27.60
62-1063-400-G		63 mm Gold Metal cap	dz /	\$ 5.95
62-1063-400-W		63 mm White PL cap	dz /	2.80
62-1048-400-G		48 mm Gold Metal cap	dz /	3.65
62-1048-400-W		48 mm White PL cap	dz /	1.85

S CLEAR PET HONEY BEARS

61-HB-0024	24 oz.	38 mm Yellow Flip	12 /	\$ 9.82
			case 195 /	140.00
61-HB-0012	12 oz.	38 mm Yellow Flip	12 /	7.70
			case 400 /	216.80
61-HB-0008	8 oz.	38 mm Yellow Flip	12 /	7.35
			case 525 /	268.90
61-HB-0002	2 oz.	24 mm Yellow	12 /	6.00
			case 160 /	64.00
			case 800 /	320.00
62-1038-400-Y		Yellow 38 mm Flip Cap, Bears	12 /	2.45
62-1024-410-Y		Yellow 24 mm PL Cap, Bears	12 /	1.44

UTILITY FOOD JARS

T WOOLY STYLE BOTTLE

62-0008-W	8 fl. oz.	28 mm Gold	12 /	\$ 8.50
62-0005-W	5 fl. oz.	28 mm Gold	12 /	8.40

U MAYO STYLE BOTTLE

62-0032-MAYO	32 fl. oz.	70 mm CT Gold**	12 /	\$ 12.00
62-0016-MAYO	16 fl. oz.	70 mm CT Gold**	12 /	11.80
62-0012-MAYO	12 fl. oz.	70 mm CT Gold**	12 /	9.10

V ARTISINAL STYLE JAR

62-0025-A-SD	25 fl. oz.	70 mm Lug Silver	6 /	\$ 7.30
--------------	------------	------------------	-----	---------

W MASON STYLE JAR

62-0064-M-SQ	64 fl. oz.	86 mm Silver	6 /	\$ 16.40
62-0025-M-SQ	25 fl. oz.	70 mm CT Gold**	12 /	12.00
62-0016-M-SQ	16 fl. oz.	70 mm CT Gold**	12 /	12.25
62-0008-M-SQ	8 fl. oz.	70 mm CT Gold**	12 /	9.00
62-0008-M-J	8 oz. jelly	70 mm CT Gold**	12 /	9.00
62-0004-M-J	4 oz. jelly	70 mm CT Gold**	12 /	9.00

**Specify with or without button.

X ECONOMY STYLE JAR

62-0064-ECON	64 fl. oz.	83mmCT Gold	6 /	\$ 16.15
--------------	------------	-------------	-----	----------

*All Glass Prices Include Caps.



CLEAR SHRINK BANDS FOR CVANNING/HONEY JARS

62-2070	Bands for 70mm CT Gold	250 /	\$ 9.65
62-2063-H	Bands for 2 lb Honey Classic	250 /	8.00
62-2048	Bands for ½ or 1 lb Honey Classic	250 /	7.00

PACKAGING

517-349-5185

INFO@SBSMAPLE.COM

35

GLASS ACCESSORIES & BULK STORAGE



GLASS ACCESSORIES

EXTRA GLASS CAPS (PRICED PER DOZEN)

62-1018-VB-G	18 mm Gold Plastic TE	\$ 2.40
62-1018-400-B	18 mm Black Plastic	1.00
62-1024-VB-G	24 mm Gold Plastic TE (Leaf)	2.25
62-1028-400-G	28 mm Gold Metal 400	2.30
62-1028-400-B	28 mm Black Plastic 400	1.50
62-1028-TE-B	28 mm Black Plastic TE Alcoa	1.50
62-1028-TE-G	28 mm Gold Plastic TE Alcoa	1.50
62-1028-VB-G	28 mm Gold Plastic TE (Leaf)	2.40
62-1031-400-B	31 mm Black Plastic 400	2.20
62-1031-TE-B	31 mm Black Plastic TE	2.25
62-1038-400-G	38 mm Gold Metal 400	2.40
62-1038-400-B	38 mm Black Plastic 400	1.44
62-1038-400-FLP	38 mm Black Plastic Flip	2.60
62-1043-CT-G	43 mm Gold Metal CT (Sampler)	1.44
62-1048-400-G	48 mm Gold Metal 400	3.65
62-1048-400-W	48 mm White Plastic 400	1.85
62-1058-400-G	58 mm Gold Metal 400	3.35
62-1063-400-G	63 mm Gold Metal 400	5.95
63-1063-400-W	63 mm White Plastic 400	2.80
62-1070-400-G	70 mm Gold Metal 70/400	3.75
62-1070G-G-NB	70 mm Gold Metal, No Button	2.70
62-1070G-G-B	70 mm Gold Metal w/ Button	2.70
62-1070-L-S	70 mm Silver Metal Lug (Artisinal)	3.46

GOLD FOIL NECK COVERS / SEALING WAX

62-4000-L	Gold Foil Capsules	12 / \$ 1.40
		96 / 9.60
62-3001-C	Copper Wax Beads	1 lb. / 20.50
62-3001-GD	Gold Wax Beads	1 lb. / 20.50
62-3001-R	Red Wax Block	1 lb. / 17.75

CLEAR SHRINK BANDS

62-2028	Bands for 28 mm Metal Cap	250 / \$ 5.75
62-2028-PL	Bands for 28 mm Plastic Cap	144 / 6.75
62-2038	Bands for 38 mm Metal Cap	250 / 6.75
62-2038-LG	Bands for 38 mm (for Decanter Qt)	144 / 6.75
62-2048	Bands for 48 mm (for Stout Qt)	250 / 7.00
62-2063-H	Bands for 63 mm (for 2# Honey)	250 / 8.00
62-2070	Bands for 70 mm Metal Lid	250 / 9.65

BOTTLE WASHER

62-1001	Bottle Washer	\$ 13.95
---------	---------------	----------

PAPER SAMPLE CUPS

50-0300	Paper Sample cup 1/2 oz	250 / \$ 4.50
50-0301	Paper Sample cup 1 oz	250 / 5.00

BULK CONTAINERS

BULK PLASTIC CONTAINERS

61-0128-C	Gallon Jug w/ cap	pack 4 / \$ 7.55
61-2500	2 1/2 Gallon Jug w/ cap	pack 2 / 10.50
61-5003	5 Gallon Square w/ cap	each / 14.50
61-5000	5 Gallon White Pail	each / \$ 7.00
61-5001	Cover, 5 Gallon Pail	each / 1.95

FOOD GRADE SYRUP DRUMS

64-0055	Steel w/ FDA lining—55 Gallon	\$ 95.00
64-0055-O	Steel Open Recond. w/ FDA—55 Gal	110.00
64-0040-S-1	Stainless 40 Gal Drum—1 bung	\$ 260.00
64-0055-S	Stainless 55 Gal—1 bung	290.00
64-0104	Drum Bung Wrench, Aluminum	\$ 28.00

PACKAGING

ADDRESS LABELS FOR YOUR CONTAINERS

Customize up to 4 lines of text on this 1/2" x 2" label. Meet the labeling law while directing customers back to you!

Sugar Bush Supplies Co.
2611 Okemos Rd.
Mason, MI 48854
517-349-5185

SPECIFY STOCK & INK COLOR:

50-0005-CB	Clear w/ black print	Quantity	100 /	\$ 8.00
50-0005-CW	Clear w/ white print	Options	250 /	12.50
50-0005-G	Gold w/ black print		500 /	20.00
50-0005-W	White w/ black print		1000 /	36.00

SMALL PRODUCER LABELS

This label provides the required language for the small producer licensing exemption in Michigan. Pressure sensitive: 1/2" x 2".

Produced in a facility not inspected by the Michigan Department of Agriculture

SPECIFY STOCK COLOR:

50-0006-CB	Clear w/ black print	100 /	\$ 5.00
50-0006-CW	Clear w/ white print	100 /	5.00
50-0006-G	Gold w/ black print	100 /	5.00
50-0006-W	White w/ black print	100 /	5.00

GLASS BOTTLE LABELS

PAPER LABELS

		PRICE/100
50-0025	Red Leaf Maple Syrup	approx. 2 x 2 \$ 10.00
50-0401	Sugarbush Sunset Arch	*P 2 7/8 x 3 1/4 10.00
50-0401-MI	Sunset Arch—Michigan	*P 2 7/8 x 3 1/4 10.00
50-0411	Leaves Arch—Orange	*P 2 7/8 x 3 1/4 10.00
50-0421	Leaves Arch—Green	*P 2 7/8 x 3 1/4 10.00
50-0431	Log Cabin Arch	*P 2 7/8 x 3 1/4 10.00
50-0402	Sugarbush Sunset—Small	*P 4 x 2 13.00
50-0402-MI	Sunset Small—Michigan	*P 4 x 2 13.00
50-0403	Sugarbush Sunset—Large	*P 4 1/2 x 2 3/4 13.00
50-0403-MI	Sunset Large—Michigan	*P 4 1/2 x 2 3/4 13.00
50-0423	Green Leaf—Small	*P 2 1/4 x 2 5/8 10.00
50-0490	Green Leaf—Large	*P 3 x 3 10.00
50-0055	Nutritional Label—White	1 3/4 x 2 3/8 \$ 6.00
50-0055-C	Nutritional Label—Clear w/ white	1 3/4 x 2 3/8 6.00

CLEAR OVAL LABELS

		PRICE/100
50-0016	Clear Leaf 40 ml	*P 2 1/8 x 1 3/8 \$ 7.00
50-0017	Clear Leaf 50 ml	*P 2 1/8 x 1 3/8 10.00
50-0018	Clear Leaf 100 ml	*P 2 3/4 x 1 3/4 10.00
50-0019	Clear Leaf 250 ml	*P 2 1/4 x 3 1/8 10.00
50-0036	Clear "Great Lakes"	*P 2 1/4 x 3 1/8 10.00
50-0037	Clear "Autumn Leaf"	*P 2 1/4 x 3 1/8 10.00
50-0037-MI	Clear "Autumn Leaf" - MI	*P 2 1/4 x 3 1/8 10.00



Clear #37
Michigan w/ imprint

Clear #18
w/ imprint

Customized
#17 Clear

Clear #36
Great Lakes
w/ imprint

44



517-349-5185


HANG TAGS & GIFT CARDS

50-0044	Leaf Die-cut Hang Tag—1 1/2" x 2 1/2" (per 100)	\$ 12.50
50-0044-L	Gold Stretch Loop w/ bow 6" (per 50)	4.00
50-0044-L-S	Gold Stretch Loop w/ bow--small (per 50)	4.00



25

ALL LABELS
PRICED PER
HUNDRED



401



411



431



421



402




403-MI



490



423



55

Nutrition labels now
available in white
or clear stock.

PACKAGING

*P LABEL PERSONALIZATION

All labels designated with *P (above) may be personalized (for example: name, address, etc.). Personalization is billed in addition to the cost of the label. Special requests may incur additional design charges and rush jobs (put ahead of previous orders) will incur an additional "Rush Imprint Fee." Typical delivery in 1-2 weeks.

Set Up Fee (one time fee—initial set-up or design change)	\$ 6.00
Personalization Fee (per 100 labels imprinted)	6.00
Rush Imprint Fee	20.00

INFO@SBMAPLE.COM

37

MAPLE CREAM SUPPLIES



GRANULATED SUGAR CONTAINERS

PET PLASTIC SHAKERS / JARS

50-0232	32 oz. Gripper	12 / \$15.96	105 / \$ 150.15
50-0216	16 oz. Shaker	12 / 12.00	131 / 117.90
50-0208	8 oz. Shaker	12 / 9.60	261 / 182.70
50-0207	3.5 oz. Shaker	12 / 6.50	168 / 82.60

* Caps available in white or black. Please specify preference.

62-0064-PET	PET Jar, Half Gallon	6 / \$ 7.50
-------------	----------------------	-------------

CLEAR SHRINK BANDS FOR SHAKERS

62-2063	Bands for 63 mm 16 oz Shaker	250 / \$ 11.25
62-2053	Bands for 53 mm 8 oz Shaker	250 / 10.50
62-2038-LG	Bands for 3.5 oz. Shaker	144 / 7.00

VERMONT TEMPORARY MAPLE SYRUP GRADING KIT

Kit contains 3 bottles with standards w/ empty bottle for comparison.

40-2100	2021 Temporary Grade Kit	\$ 30.00
62-0001-SQ	Extra Sampling Bottles 1 oz.	12 / 9.60

HANNA GRADE CHECKER

Compact, portable design gives you a quick, accurate digital reading with a simple one-button operation. Glycerol calibration solution included.

40-2300	Hanna HI759 Grade Checker	\$ 71.50
---------	---------------------------	----------

LOVIBOND 2000 COMPARATOR

Disk with grade standards to visually compare to a syrup sample.

40-2000	Comparator (includes disk and sampling bottle)	\$ 300.00
40-2000-D	Replacement Disk	290.00
40-2001	Replacement Sampling Bottle	125.00

GRADING LABELS

50-0011-G	Grade Label—GOLDEN—roll of 500	\$ 6.50
50-0011-A	Grade Label—AMBER—roll of 500	6.50
50-0011-D	Grade Label—DARK—roll of 500	6.50
50-0011-VD	Grade Label—VERY DARK—roll of 500	6.50



Shown Actual Size
1" Round.

PACKAGING

MAPLE CREAM MACHINES

Consumers can't get enough of this delicious value-added product! These machines makes quick work of the normally tedious process!



LEADER MAPLE CREAM MACHINE

This paddle mixer is perfect for small or large batches. Large 16" cream pan and fully adjustable SS paddles driven by a ¼ h.p. motor. Also great for granulated maple sugar and maple nuts!

70-7500	Maple Cream Machine—complete	\$ 2,000.00
---------	------------------------------	-------------

H²O MAPLE CREAM MIXER

The H²O gear-driven Maple Cream Mixer transforms your prepared syrup to cream in just minutes. Three gallon capacity and 1hp pump. The removable and graduated funnel makes this unit easy to disassemble and clean. Making cream has never been easier!

70-7601	Maple Cream Mixer	\$ 2,900.00
---------	-------------------	-------------



MAPLE SUGAR SUPPLIES



RUBBER MOLDS FOR MOLDED MAPLE SUGAR

Pliable rubber Molds ideal for sugar-making.
Other molds available by special order—just ask.

		No. of cavities	
50-1056	Heart	15	\$ 20.00
50-1086A	Small Heart	20	16.00
50-1131	Standing Bear	7	20.00
50-1165	Log Cabin	14	20.00
50-1236	Bucket	16	16.00
50-1268	Fish	16	16.00
50-1528	Farm Animals	12	16.00
50-1531-6	Michigan (approx. 1.5 oz.)	6	16.00
50-1531-12	Michigan (approx. 1.5 oz.)	12	30.00

MAPLE LEAF MOLDS

50-1292	¼ oz. leaf	240	\$ 85.00
50-1243	½ oz. leaf	20	16.00
50-1301	⅓ oz. leaf	160	85.00
50-1138	1 oz. leaf	12	16.00
50-1204	1 oz. leaf	72	85.00
50-1137	2 oz. leaf	8	20.00

SEASONAL MOLDS

50-1095	Sm. Easter Bunny	20	\$ 16.00
50-1450	Easter Ass't.	16	16.00
50-1464	Halloween / Thanks. Ass't.	20	16.00
50-1143	Lg. Santa	16	20.00
50-1297	Snowman	16	20.00
50-1144	Lg. Christmas Tree	16	20.00
50-1148	Sm. Christmas Tree	20	20.00
50-1477	Snowflake	20	16.00
50-1451	Christmas Ass't.	16	16.00

50-2000 Glycerin for mold prep (4 fl. oz.) each \$ 3.50

PLASTIC MOLDS FOR HARD CANDIES

50-HC-13093	Maple Leaf Sucker (1 ⁵ / ₈ "	6	2.75
50-HC-13033	Maple Leaf (2")	8	2.75
50-HC-13131	Maple Leaf Sucker (2")	5	2.75
50-HC-13111	Maple Leaf (2 ¹ / ₂ "	6	2.75

Inquire about more mold designs available.

50-2001-SH	Sucker Sticks Short 3 ³ / ₄ "	/ 100	\$ 3.00
50-2001	Sucker Sticks Long 4 ¹ / ₂ "	/ 100	3.00

CANDY FUNNELS

50-2010-T	Plastic funnel with trigger control	\$ 10.50
50-0210-SS	SS Funnel with handle 5 ³ / ₄ "	14.00

DIGITAL SCALE

Makes packaging cream or sugar by weight a SNAP!
Easy to use and clean!

42-0900
Digital Scale

\$ 35.00



MAPLE SUGAR LABELS

50-0026	Red Leaf Maple Sugar Label 2" x 2"	100 /	\$ 10.00
50-0424	Green Leaf—Maple Sugar *2 ¹ / ₄ " x 2 ³ / ₄ "	100 /	10.00
50-0057	Fold-over Card* Folds to 3" x 1 ¹ / ₂ "	100 /	12.00

* Can be personalized.
See Page 37 for details.



MAPLE CREAM CONTAINERS

GLASS JARS

62-0016-SR	Round 16 oz (Black 82mm Lug) (holds 24 oz maple cream)	12 /	\$ 7.70
62-0009-SR	Round 9 oz (Gold 70mm) (holds 12 oz maple cream)	12 /	9.85
62-0004-SR	Round 4 oz (Gold 58mm) (holds 6 oz maple cream)	24 /	17.45

PLASTIC CREAM CONTAINERS

50-0408	Sugarhill Jar—½ lb.	12 /	\$ 21.60
		150 /	255.00
50-0416	Sugarhill Jar— 1 lb.	12 /	24.00
		125 /	237.50



517-349-5185

MAPLE SUGAR MACHINE

Value-added products increase profits on your top grade syrups! Our sugar stirring and dispensing machine takes all the work out of the labor intensive job of candy making. Stainless steel construction. Powered by a gear reduction motor. Can also be used for small batches of maple cream.

70-8000 Maple Sugar Machine

\$ 2,175.00



PACKAGING

INFO@SBMAPLE.COM

39



Detail of Vinyl Candy Box Imprint

PACKAGING

MAPLE SUGAR BOXES

PAPER WRAPPED CANDY BOXES

50-0106-L	Orange Leaves 2-part—½ lb. Dimension: 7¾ x 5 x ¾	each / \$.85 case 126 / 100.80
50-0107-L	Orange Leaves 2-part—¼ lb. Dimension: 4½ x 3½ x ¾	each / .80 case 204 / 153.00

VINYL CANDY BOXES

50-0106-V	Clear Vinyl—copper imprint—½ lb. Dimension: 7¼ x 4½ x 1	each / \$ 1.40 case 245 / 330.75
50-0107-V	Clear Vinyl—copper imprint—¼ lb. Dimension: 4½ x 3½ x 1	each / \$ 1.32 case 215 / 273.05
50-0148	Gold Insert for 1 lb. Clear Vinyl Box	25 / \$ 22.00
50-0145	Gold Insert for ½ lb. Clear Vinyl Box	25 / 16.25
50-0140	Gold Insert for ¼ lb. Clear Vinyl Box	25 / 13.25
50-0130	Gold Stretch Loop for ¼ lb. Box - 14"	50 / \$ 4.00
50-0135	Gold Stretch Loop for ½ lb. Box - 18"	50 / 4.50

PAPER LINERS FOR SUGAR BOXES

Specify color and size desired.	100 / \$ 1.50 1000 / 12.00
---------------------------------	-------------------------------

50-0110B-G	Small Brown w/ Gold Stripes—1 ⅜ diam.
50-0110W	Small White Paper Cup—1 ⅜ diam.
50-0120B	Large Brown Paper Cup—1 ¾ diam.
50-0120B	Large Red Paper Cup—1 ¾ diam.

FOLD-OVER CARD FOR CELLO BAGS

50-0057	Maple Sugar Fold-over Card Personalization on Card *	100 / \$ 12.00 100 / 6.00
---------	---	------------------------------

* See Page 37 for personalization details.

SPECIALTY FOOD BAGS

CELLOPHANE BAGS—FLAT

50-0201-N	1 oz. narrow	1 ¾" x 4"	/ 100	\$ 5.25
50-0201-P	1 oz. flat (poly)	3" x 4"	/ 100	3.50
50-0202-F	4 oz. flat	3" x 5 ½"	/ 100	5.00
50-0203-F	8 oz. flat	4 ¾" x 6 ¾"	/ 100	6.40

CELLOPHANE BAGS—GUSSETED

50-0202	4 oz. gusset	2 ½" x 1" x 6"	/ 100	\$ 6.90
50-0203	8 oz. Gusset	3" x 1 ¾" x 6 ¾"	/ 100	6.30

HEAVY DUTY CELLOPHANE POPCORN BAGS

50-0206	Popcorn Flat	5 ½" x 16"	/ 25	\$ 5.60
50-0206-G	Popcorn Gusset	5 ½" x 2 ¼" x 14"	/ 25	5.40

STAND UP ZIP POUCH W/ WINDOW (LINED)

50-0172	16 oz. Kraft	6 ¾" x 4" x 11 ½"	/ 25	\$ 12.00
	<i>Hold 2 lbs. granulated sugar</i>			
50-0171	8 oz. Kraft	6" x 3 ½" x 9"	/ 25	9.50
	<i>Hold 1 lb. granulated sugar</i>			
50-0170	4 oz. Kraft	5 ¼" x 3 ¼" x 8 ¼"	/ 25	7.80
	<i>Hold ½ lb. granulated sugar</i>			

GIFT BOX SUPPLIES & SIGNS

FOLD UP GIFT BOXES—"Pure Maple Products"

50-0100	White Gift Box—Shallow 12" x 8" x 3¼" OD	\$ 1.25
50-0100-D	White Gift Box—Deep 12" x 8" x 4½" OD	1.50
50-0100-S	Shipper for Shallow Gift Box 12" x 8" x 3¼" ID	\$.80
50-0100-D-S	Shipper for Deep Gift Box 12" x 8" x 4½" ID	.80

KRAFT PINSTRIPE MARKET TRAYS

74-0310	Rectangular Large—7¼" x 9¼" x 3½"	\$ 4.00
74-0315	Rectangular XL—9½" x 12"	5.95
74-0300	Square XL—8" x 8" x 5"	4.25

GIFT BOX / BASKET FILLER

50-0510	Natural Kraft Krinkle Fill	/ lb	\$ 4.50
50-0511	Natural Kraft Shred Fill	/ lb	4.50
50-0512	Dark Green Paper Shred Fill	/ lb	5.00
50-0500	Green Cello Grass Fill	/ lb	3.00

RIBBONS FOR GIFT BOXES

50-0125	Raffia Ribbon—100 yd	\$ 4.25
---------	----------------------	---------

Specify: Copper, Gold, Green, Kraft, Orange, Red, Terra Cotta

MAPLE SIGNS

HORIZONTAL SIGNS— 2 SIDED, 24" X 18"

PURE MAPLE SYRUP

COREX		ALUMICORR	
55-S-0200-G	GREEN \$ 22.50	55-S-0300-G	GREEN \$ 38.50
55-S-0200-R	RED 22.50	55-S-0300-R	RED 38.50

PURE MAPLE PRODUCTS

COREX		ALUMICORR	
55-S-0202-G	GREEN \$ 22.50		
55-S-0202-R	RED 22.50		
55-S-0202-L	Vinyl lettering for your state (per side)		\$ 5.00

VERTICAL SIGNS— 2 SIDED, 18" X 24"

PURE MAPLE SYRUP

COREX		ALUMICORR	
55-S-0203-G	GREEN \$ 22.50	55-S-0303-G	GREEN \$ 38.50
55-S-0203-R	RED 22.50	55-S-0303-R	RED 38.50
55-S-0203-W	WHITE 22.50	55-S-0303-W	WHITE 38.50
55-S-0202-L	Vinyl lettering for your state (per side)		\$ 5.00

METAL SIGN—PURE MAPLE SYRUP

55-S-0204	ALL-STATE Green - 2 sided—18" x 24"	\$ 75.95
55-S-0204-IN	INDIANA Green - 2 sided—18" x 24"	75.95
55-S-0204-MI	MICHIGAN Green - 2 sided—18" x 24"	75.95
55-S-0204-OH	OHIO Green - 2 sided—18" x 24"	75.95

Ask about other states!

CARDBOARD SIGN—MAPLE PRODUCTS

55-S-0201	Red Cardboard - 1 sided—13" x 9"	\$ 3.75
-----------	----------------------------------	---------



Metal Sign
55-S-0204-MI

Cardboard
55-S-0201





MAPLE SYRUP COOKBOOKS

55-R-0106	Maple Syrup, Farmstand Favorites	\$ 8.95
55-R-0107	Modern Maple	14.95
55-R-0111-3	Maple Syrup Cookbook—K. Haedrich 3rd	14.95
55-R-0114	Maple Syrup: 40 Tried & True Recipes	15.95
55-R-0102	Totally Pancakes & Waffles Cookbook	5.95
55-R-0101	Very Maple Syrup Cookbook	5.95
55-R-0110	Michigan Maple Syrup Assoc Booklet	1.00
55-R-0120	Hoosier Maple Recipes (IMSA) Spiral Bound	6.00
55-R-0108	Just Naturally Sweet: Honey, Molasses, Sorghum & Maple Syrup Recipes	3.95

MAPLE—GENERAL INTEREST

Sweet Maple: Backyard Sugarmaking from Tap to Table		
55-P-0102		\$ 22.95
Maple Sugar: From Sap to Syrup (T. Herd)		
55-P-0105		12.95
The Maple Syrup Book (Eagleson & Hasner)		
55-G-0109-SC	Soft Cover	19.95
55-G-0109-HC	Hard Cover	24.95
The Maple Sugar Book (Nearing)		
55-G-0118		20.00
Maple Sugarin' in Vermont (B.A. Lockhart)		
55-G-1010		20.00
Maple Sugaring in New Hampshire (Lassonde)		
55-G-0120		20.00
Maple Spouts, Spiles, Taps & Tools (Huntoon)		
55-G-0111		29.95
Wild Sugar: The Pleasures of Making Maple Syrup		
55-P-0109		12.95



MAPLE MAGNETS & STICKERS

	MAGNET		STICKER		MINI STICKER	
I'd Tap That	80-4200	\$ 6.00	80-4100	\$ 4.00	80-4100-M	\$ 3.00
Life's Too Short for Fake Maple Syrup	80-4201	6.00	80-4101	4.00	80-4101-M	3.00
Sap Happens			80-4102	4.00	80-4102-M	3.00
There Better Be Maple Syrup			80-4103	4.00		
What's Your Superpower (<i>bumpersticker</i>)			80-4104	6.00		
Sugar Mama					80-4105-M	3.00
Sugar Daddy					80-4106-M	3.00



SYRUP PRODUCTION

Making Maple Syrup (N. Perrin) 55-P-0101	\$ 3.95
How to Make Maple Syrup (Anderson) 55-P-0104	9.95
Maple on Tap: Making Your Own Maple Syrup 55-P-0103	14.00
Sugarmakers Companion (Michael Farrell) 55-P-0107	35.95
Backyard Sugarin' (R. Mann) 55-P-0101-B	10.95
NY Maple Tubing & Vacuum Notebook (Cornell) 55-P-0122-C	25.00
Maple Confections Notebook (Cornell University) 55-P-0110	25.00

CHILDREN'S BOOKS

Sugarbush Spring (M. Chall) 55-C-0108-H	Hard Cover	\$ 16.00
Sugar Snow (Laura Ingalls Wilder) 55-C-0111	Soft Cover	7.00
Curious George Makes Maple Syrup 55-C-0109-G	Soft Cover	3.99
If You Give a Pig a Pancake (L. Numeroff) 55-C-0102	Hard Cover	15.99
Sugaring (Haas) 55-C-0107-S	Hard Cover	15.00
Maple Moon (C. Brummel Crook) 55-C-0113	Soft Cover	7.50
Turning Sap to Syrup 55-C-0114	Board Book	6.99
The Sugar Shack 55-C-0115	Soft Cover	8.00
I Was Born When the Sap Runs (R. Weber) 55-C-0110	Soft Cover	7.95
Maple Syrup from the Sugarhouse (L. Knowlton) 55-C-0112	Hard Cover	13.99
55-C-0112-SC	Soft Cover	6.95



COLORING AND ACTIVITY BOOKS

Welcome to Our Sugarhouse Coloring Book 55-C-0103	/ each	\$ 1.00
55-C-0103-CS	/ cs 96	72.00
Maple Syrup Activity Book (Cornell) 55-C-0105		\$1.00
Maple Weekend Coloring Book 55-C-0106		\$1.00

TEMPORARY TATTOOS

Fun for the kids, while promoting pure Maple Syrup!

80-4000 Maple Syrup Makes Life Sweet	/ 10	\$ 1.00
	/ 100	10.00



Temporary
Tattoo
1 3/4" x 1 3/4"



SUGAR BUSH SUPPLIES LOGO HATS Specify Color When Ordering

80-2001	SBS Color Block Hat		Brown, Green, Org	\$ 24.00
80-2001-M	SBS Mesh Hat		Camo, Green, Brown	15.00
80-2010	SBS Headband		Green, Gray, Maroon	14.00
80-2005	SBS Knit hat		Black/Natural	14.00
80-2006	SBS Slough Beanie		Charcoal	15.50
80-2007	SBS Cuffed Knit Hat		Black	14.00

SBS LOGO APPAREL Specify Size and Color When Ordering

80-2000-Y	Youth Hoodie	S, M, L	Blue, Gold, Brown Kiwi, Charcoal	\$ 18.00
80-1000-Y	Youth Tee	S, M, L	Yellow, Blue, TieDye	14.00
80-1000	Adult Unisex Tee	S, M, L, XL, 2X, 3X	Black, Green, Brown	15.00
80-1000-L	Ladies Tee	S, M, L, XL, 2X	Turquoise, Coral	14.00
80-2000	Adult Hoodie	S, M, L, XL, 2X, 3X	Military Green, Kiwi Heather Gray, Gold	24.00
80-2000-Z	Zip Front Hoodie	S, M, L, XL, 2X, 3X	Brown, Gray, Green	34.00

MAPLE THEMED APPAREL Specify Size When Ordering
LIFE IS TOO SHORT FOR FAKE MAPLE SYRUP

80-3200-U	Unisex Tee	S, M, L, XL, 2X	Green	\$ 22.00
80-3200-W	Ladies V-Neck Tee	S, M, L, XL	Gray	24.00
80-3200-T	Ladies Racer Back	M, L, XL	Gray	22.00
80-3400-U-SS	Short Sleeve Tee	S, M, L, XL, 2X, 3X	Green	\$ 22.00
80-3400-U-LS	Long Sleeve Tee	S, M, L, XL, 2X, 3X	Green	26.00
80-3440-U-H	Unisex Hoodie	S, M, L, XL, 2X	Black	40.00

GATHER WITH FRIENDS

80-2300-I	Infant Onesie	3-6, 9-12, 12-18, 18-24	Heather Maroon	\$ 12.50
80-2300-T	Toddler Tee	2T, 3T, 4T, 5T	Heather Maroon	12.50
80-2300-T-H	Toddler Hoodie	2T, 3T, 4T, 5T	Athletic Gray	22.00
80-2300-Y	Youth Tee	YS, YM, YL, YXL	Heather Maroon	14.00
80-2300-Y-H	Youth Hoodie	YS, YM, YL, YXL	Athletic Gray	22.00
80-2300-U	Unisex Adult Tee	S, M, L, 2X, 3X	Heather Maroon	16.00
80-2301-H	Ladies Cowl Hoodie	S, M, L, XL, 2X, 3X	Athletic Gray	26.00
80-2303-H	Unisex Hoodie	S, M, L, XL, 2X, 3X	Athletic Gray	26.00

SAP HAPPY

80-2400	Unisex Hoodie	S, M, L, XL, 2X, 3X	Navy	\$ 28.00
80-2401	Unisex Tee	S, M, L, XL, 2X, 3X	Navy	16.00

COOKIE CUTTERS

72-5001-MI	State of Michigan (2)	\$ 3.20
72-5001-OH	State of Ohio	1.60
72-5001-IN	State of Indiana	1.60
72-5000-L	Large Leaf	2.00
72-5000-M	Medium Leaf	1.80
72-5000-S	Small Leaf	1.40
72-5000-C-R	Canadian Leaf, Red	1.60
72-5000-M-R	Medium Leaf, Red	1.60
72-5000-S-R	Small Leaf, Red	1.40
72-5000-TIN	5 Leaves in Tin	10.00
72-3100-ST	Leaf Cutter/Stamp	1.25
72-5010	Mason Jar	1.40

MAPLE TEA

72-85000	Maple Tea (20 bags)	\$ 8.95
72-85001	Herbal Tea (20 bags)	8.95

MAPLE GIFTS

80-4301	Koozie (3 styles)	\$ 6.00
72-0001	"I'd Tap That" Shot Glass	6.00
72-0002	"I'd Tap That" Pint Glass	9.00

SYRUP DISPENSERS

72-1106	6 oz Glass Dispenser	\$ 9.95
72-1114	14 oz Glass Dispenser	11.95

MAPLE MUGS

72-0000	SBS Logo Mug	\$ 7.50
---------	--------------	---------

MAPLE STAINED GLASS

72-7001	Small Leaf	\$ 20.00
72-7002	Medium Leaf	25.00
72-7003	Large Leaf	35.00
72-7010	Single Quilt Panel	40.00
72-7014	Maple Quilt	95.00
72-7020	Sap's-a-Waiting	60.00



517-349-5185

INFO@SBSMAPLE.COM

45

BOOKS & GIFTS

SUGAR BUSH SUPPLIES INC

2611 Okemos Rd
Mason, MI 48854



Business Hours

IN-SEASON

January — March
MON thru FRI
8:00 am—5:00 pm
SATURDAY
8:00 am—3:00 pm

OFF-SEASON

April — December
MON thru FRI
9:00 am—5:00 pm
SATURDAY
Appointment only

**Other times by chance
or by appointment.**